

# INDEX



9

U0001  
HOSPITAL BED  
4 MOTORS WITH  
COLUMNS (FH)



11

U0002  
HOSPITAL BED  
4 MOTORS



13

U0003  
HOSPITAL BED  
4 MOTORS WITH  
SCISSOR



15

U0004  
HOSPITAL BED 2  
MOTORS



17

U0005  
HOSPITAL BED  
WITH 4 CRANKS



19

U0006  
HOSPITAL BED  
4 MOTORS WITH  
COLUMNS (RH)



21

U0007  
HOSPITAL BED  
4 MOTORS WITH  
SCISSOR



23

U0008  
HOSPITAL BED 2  
MOTORS



25

U0009  
HOSPITAL BED 2  
MOTORS



27

U0010  
HOSPITAL BED  
WITH 2 CRANKS



28

U0011  
HOSPITAL BED  
WITH 2 CRANKS



29

U0012  
HOSPITAL BED  
WITH 1 CRANK



30

U0013  
HOSPITAL BED  
WITH 2 CRANKS



31

U0014  
HOSPITAL BED  
WITH 1 CRANK



32

U0015  
HOSPITAL BED  
WITH MULTIPLE  
BLADE

# INDEX



33

U0016  
HOSPITAL BED  
FOR CHILD



34

U0017  
BABY CODE



35

U0018  
MATTRESS



35

U0019  
MATTRESS VISCO



36

U0020  
MATTRESS  
CHILD VISCO



36

U0021  
MATTRESS  
BABY



37

U0022  
MATTRESS  
CHILD



37

U0023  
MATTRESS  
ACCOMPANIMENT



38

U0024  
BED SIDE  
CABINET



38

U0025  
BED SIDE  
CABINET



39

U0026  
BED SIDE  
CABINET



39

U0027  
BED SIDE  
CABINET



40

U0028  
BED SIDE  
CABINET



40

U0029  
BED SIDE  
CABINET



41

U0030  
BED SIDE  
CABINET

# INDEX



41

U0031  
BED SIDE  
CABINET  
COMPACT



42

U0032  
BED SIDE  
CABINET  
COMPACT WITH  
REFRIGERATOR



42

U0033  
BED SIDE  
CABINET  
COMPACT



43

U0034  
OVER BED  
TABLE  
MECHANICAL



43

U0035  
OVER BED  
TABLE WITH  
GAS SPRING



44

U0036  
ARMCHAIR FOR  
ACCOMPANIMENT



45

U0037  
ARMCHAIR FOR  
ACCOMPANIMENT



46

U0038  
STRETCHER



47

U0039  
STRETCHER



49

U0040  
STRETCHER  
EMERGENCY



51

U0041  
STRETCHER  
EMERGENCY



53

U0042  
STRETCHER  
TRANSPORT



54

U0043  
TROLLEY  
DRESSING



54

U0044  
TROLLEY DRUG  
DISTRIBUTION



55

U0045  
TROLLEY  
EMERGENCY  
AND DRUG  
DISTRIBUTION

# INDEX



56

U0046  
DRUG CABINET



56

U0047  
DRUG CABINET



57

U0048  
DRUG CABINET



57

U0049  
DRUG CABINET



58

U0050  
NEGATOSCOPE



58

U0051  
NEGATOSCOPE



58

U0052  
NEGATOSCOPE



59

U0053  
NEGATOSCOPE



59

U0054  
NEGATOSCOPE



59

U0055  
NEGATOSCOPE



60

U0056  
BLOOD  
RECEPTION  
CHAIR



60

U0057  
BLOOD  
RECEPTION  
CHAIR



61

U0058  
BLOOD DONOR  
CHAIR



62

U0059  
PATIENT  
RECEPTION  
COUCH



63

U0060  
PATIENT  
HANDLING LIFT



# INDEX



64

U0061  
BABY  
EXAMINATION  
COUCH



64

U0062  
EXAMINATION  
COUCH FOR  
KIDS



65

U0063  
EXAMINATION  
COUCH



65

U0064  
EXAMINATION  
COUCH



66

U0065  
EXAMINATION  
COUCH



66

U0066  
STEP



67

U0067  
SCREEN



67

U0068  
SCREEN



68

U0069  
SCREEN



68

U0070  
WHEELCHAIR



69

U0071  
IV STAND



69

U0072  
IV STAND



70

U0073  
LINEN TROLLEY  
DIRTY



70












U0074  
LINEN TROLLEY  
CLEAN & DIRTY



71

U0075  
LINEN TROLLEY  
CLEAN & DIRTY

# INDEX

 <p>71</p> <p>U0076 LOCKER</p>	 <p>72</p> <p>U0077 LOCKER</p>	 <p>73</p> <p>U0078 LOCKER</p>
 <p>73</p> <p>U0079 LOCKER</p>	 <p>74</p> <p>U0080 LOCKER</p>	 <p>74</p> <p>U0081 LOCKER</p>
 <p>75</p> <p>U0082 LOCKER</p>	 <p>76</p> <p>U0083 LOCKER</p>	 <p>77</p> <p>U0084 LOCKER</p>
 <p>79</p> <p>U0085 ELECTRICAL UNIVERSAL SURGICAL TABLE</p>	 <p>81</p> <p>U0086 OPERATING LIGHT</p>	

# U0001

## FUNCTIONS



Backrest adjustment : 0 - 68°



Thigh rest adjustment : 0 - 27°



Foot rest mechanical adjustment : 0 - 22°



Vascular position



Fowler position



Cardiac position



Trendelenburg position : 0 - 14°



Anti-trendelenburg position : 0 - 14°



Mattress platform minimum height : 46 cm (150 mm with castor)



Mattress platform maximum height : 83 cm (150 mm with castor)

## OPTIONS

### GROUP 1 / CASTOR OPTIONS



T14 130 Kg



T19 150 Kg


### GROUP 3 / ELECTRICAL ACCESSORY OPTIONS



### GROUP 6 / CONTROL PANEL OPTIONS



### GROUP 8 / OTHER ACCESSORY OPTIONS



### GROUP 2 / SIDE RAIL OPTIONS




### GROUP 4 / BACKREST MOTOR OPTIONS



### GROUP 5 / LEGREST MOTOR OPTIONS



### GROUP 7 / MATTRESS PLATFORM OPTIONS



## DESCRIPTION OF OPTION CODES

**T14** CASTOR CENTRAL & DIRECTIONAL LOCK (125 MM)

**T19** CASTOR CENTRAL & DIRECTIONAL LOCK (150 MM)

**K0** WITHOUT SIDE RAIL

**K5** WITH PE SIDE RAIL

**E0** WITHOUT ELECTRICAL ACCESSORIES

**E1** BATTERY RECHARGEABLE LEAD GEL TYPE. OUTPUT VOLTAGE: 24 V DC. CAPACITY: 1.2 Ah.

**E2** NURSE CONTROL PANEL. PROTECTION CATEGORY : IP 66. 15 FUNCTION KEY.

**E3** UNDER BED LIGHTING SYSTEM

**E4** FOOT CONTROL PEDAL. ONE PEDAL CPR, ONE PEDAL EXAMINATION POSITION FROM EACH SIDE.

**E5** SENSITIVE INTEGRATED SCALE SYSTEM

**M1** BACKREST MOTOR (4000 N)

**M2** BACKREST CPR MANUAL CONTROL MOTOR (2000 N)

**M3** LEGREST MOTOR (4000 N)

**M4** LEGREST CPR MANUAL CONTROL MOTOR (2000 N)

**Must select only one of them.**

**Must select minimum one. Can select 1-2-3 ... both.**

**C1** HAND REMOTE CONTROL.

**C2** PROTECTION CATEGORY : IP 66

**C3** SIDE RAIL CONTROL PANEL RIGHT

**C3** SIDE RAIL CONTROL PANEL LEFT

**Y1** REMOVABLE 4 PARTED MESH PLATFORM.

**Y3** REMOVABLE DOUBLE WALLED PE BED PLATFORM

**W0** WITHOUT OTHER ACCESSORIES

**W1** IV STAND : ONE HEIGHT ADJUSTMENT SYSTEM

**W2** LIFTING POLE : BEARING CAPACITY 75 Kg

**W3** X-RAY AVAILABLE FOR BACK SIDE WITH CASSETTE

**W4** HOLDER AND COMPACT LAMINATE

**W9** TELEVISION STAND FOR 17" LCD TV

**W10** BED EXTENSION : 20 cm.

**W11** 5TH CASTOR

**RESTRAINT STRAP**

**Do not select the others if you select without accessory. If you select the others you can select all or 1-2-3 ... of them.**

## GENERAL SPECIFICATIONS

- Easy to clean four-piece bed platform.
- Height, trendelenburg, reverse trendelenburg, head and foot movements with the help of an electrical motor.
- Head and foot platforms with automatic sliding system.
- Back angle indication assembled on head rail.
- Angle indication assembled on foot rail showing trendelenburg and reverse trendelenburg.
- The easily mountable and demountable cap system designed of hygienic PE plastic is fixed to the lower case from the head side; thus possible damage to the frame is avoided when the bed is converted to trendelenburg position.
- Shock resistance plastic bumper wheels.
- Metal components dyed with anti-corrosion electrostatic powder paint after being treated with phosphate.
- Upper and lower points of lower case regions of the column motor connection regions are covered with PE plastic material in terms of hygiene and ease of cleaning.
- Optional laminate color choice.<sup>(RLX)</sup>

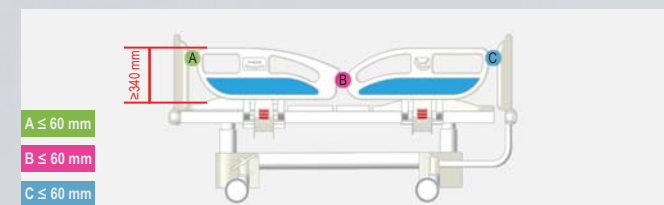
## TECHNICAL SPECIFICATIONS

■ External dimension	: 102 x 219 cm
■ Width outside side rails	: 99 cm
■ Mattress platform	: 89 x 195 cm
■ Bed extension	: +27 cm
■ Recommended mattress dimension	: 85 x 194 x 12 cm
■ Autoregression (Backrest / Legrest)	: 8 cm / 4 cm
■ Safe Operating Load (Inc. Mattress and Accessories)	: 230 kg
■ Weight	: ~ 124 kg
■ Volume	: 1,05 m³

## ELECTRICAL SPECIFICATIONS

■ Power Input	: 230 V AC 50 Hz Max 1 A
■ Power Output	: 24 V DC
■ Electrical Current Protection	: Class 1, Type B
■ Liquid and Dust Protection	: IP54 – IP66

## SIDE RAIL SYSTEM



Full side guardrail system with two pieces that is designed in compliance with the EN 60601-2-52 standard, which was started to be applied in Europe and will be applicable in Turkey in following years; provides maximum safety for the in-patient and completely extinguishes the falling risk for the patient. The empty spaces on the guardrail do not prevent monitoring the patient in any of the positions. It is designed conveniently to support the patient while getting off the bed. By the courtesy of the aluminum coupling pieces as used on the guardrail, the guardrail is saved from deformation when the patient gives load on the guardrail. When the guardrail system is brought to the lowest level it is hidden under the platform of the bed and it does not establish an obstacle while transferring the patient. In standard guardrail systems bacteria grow on the region of the guardrail mounting coupling screws making the hygiene more difficult. In Vigorous seat system, the coupling screws are hidden with laminate in order to minimize the surfaces where bacteria may grow and thus smooth surfaces are achieved. Guardrails are in concert with the bed head system by the courtesy of the laminate colors on the guardrails.



\* RL : Laminate color options page 82.



## FUNCTIONS



Backrest movement by motor 0 to 68°



Kneerest movement by motor 0 to 27°



Foot rest mechanical adjustment : 0 - 22°



Vascular position



Fowler position



Cardiac position



Trendelenburg position : 0 - 12°



Anti - trendelenburg position : 0 - 12°



Mattress platform minimum height : 42,5 cm



Mattress platform maximum height : 77 cm

## HOSPITAL BED 4 MOTORS

## OPTIONS

## GROUP 1 / CASTOR OPTIONS



125 Kg



130 Kg



150 Kg



## GROUP 3 / ELECTRICAL ACCESSORY OPTIONS



## GROUP 6 / CONTROL PANEL OPTIONS



## GROUP 8 / OTHER ACCESSORY OPTIONS



## GROUP 2 / SIDE RAIL OPTIONS




## GROUP 4 / BACKREST MOTOR OPTIONS



## GROUP 5 / LEGREST MOTOR OPTIONS



## GROUP 7 / MATTRESS PLATFORM OPTIONS



## DESCRIPTION OF OPTION CODES

T16 CASTOR TWO WITH BRAKE (125 MM)

T14 CASTOR CENTRAL &amp; DIRECTIONAL LOCK (125 MM)

T19 CASTOR CENTRAL &amp; DIRECTIONAL LOCK (150 MM)

K0 WITHOUT SIDE RAIL

K5 WITH PE SIDE RAIL

E0 WITHOUT ELECTRICAL ACCESSORIES

E1 BATTERY RECHARGEABLE LEAD GEL TYPE. OUTPUT VOLTAGE: 24 V DC. CAPACITY: 1,2 Ah.

E2 NURSE CONTROL PANEL. PROTECTION CATEGORY : IP 66. 15 FUNCTION KEY. UNDER BED LIGHTING SYSTEM

E3 FOOT CONTROL PEDAL. ONE PEDAL CPR. ONE PEDAL EXAMINATION POSITION FROM EACH SIDE.

E4 BACKREST MOTOR (4000 N)

M1 BACKREST CPR MANUAL CONTROL MOTOR (2000 N)

M2 LEGREST MOTOR (4000 N)

M4 LEGREST CPR MANUAL CONTROL MOTOR (2000 N)

C1 HAND REMOTE CONTROL. PROTECTION CATEGORY : IP 66

C2 SIDE RAIL CONTROL PANEL RIGHT

C3 SIDE RAIL CONTROL PANEL LEFT

Y1 REMOVABLE 4 PARTED MESH PLATFORM.

Y3 REMOVABLE DOUBLE WALLED PE BED PLATFORM

W0 WITHOUT OTHER ACCESSORIES

W1 IV STAND : ONE HEIGHT ADJUSTMENT SYSTEM

W2 LIFTING POLE : BEARING CAPACITY 75 Kg

W3 X-RAY AVAILABLE FOR BACK SIDE WITH CASSETTE HOLDER AND COMPACT LAMINATE

W4 TELEVISION STAND FOR 17" LCD TV

W5 TRACTION APPARATUS

W9 BED EXTENSION : 20 cm.

W11 RESTRAINT STRAP

Must select only one of them.

Must select minimum one. Can select 1-2-3 ... both.

Do not select the others if you select without accessory. If you select the others you can select all or 1-2-3 ... of them.

## GENERAL SPECIFICATIONS

- Easy to clean four-piece bed platform.
- Height, trendelenburg, reverse trendelenburg, head and foot movements with the help of an electrical motor.
- Head and foot platforms with automatic sliding system.
- Back angle indication assembled on head rail.
- Angle indication assembled on foot rail showing trendelenburg and reverse trendelenburg.
- Easily removable and installable head board system designed of hygienic PE plastic.
- Shock resistance plastic bumper wheels.
- Metal components dyed with anti-corrosion electrostatic powder paint after being treated with phosphate.
- Optional laminate color choice. (RLX)

## TECHNICAL SPECIFICATIONS

■ External dimension	: 102 x 218 cm
■ Width outside side rails	: 100 cm
■ Mattres platform	: 89 x 195 cm
■ Bed extension	: +27 cm
■ Recommended mattress dimension	: 85 x 194 x 12 cm
■ Autoregression (Backrest / Legrest)	: 8 cm / 4 cm
■ Safe Operating Load (Inc. Mattress and Accessories)	: 230 kg
■ Volume	: 1,15 m <sup>3</sup>

## ELECTRICAL SPECIFICATIONS

■ Power Input	: 230 V AC 50 Hz Max 1 A
■ Power Output	: 24 V DC
■ Electrical Current Protection	: Class 1, Type B
■ Liquid and Dust Protection	: IP54 – IP66

## SIDE RAIL SYSTEM



Full side guardrail system with two pieces that is designed in compliance with the EN 60601-2-52 standard, which was started to be applied in Europe and will be applicable in Turkey in following years; provides maximum safety for the in-patient and completely extinguishes the falling risk for the patient. The empty spaces on the guardrail do not prevent monitoring the patient in any of the positions. It is designed conveniently to support the patient while getting off the bed. By the courtesy of the aluminum coupling pieces as used on the guardrail, the guardrail is saved from deformation when the patient gives load on the guardrail. When the guardrail system is brought to the lowest level it is hidden under the platform of the bed and it does not establish an obstacle while transferring the patient. In standard guardrail systems bacteria grow on the region of the guardrail mounting coupling screws making the hygiene more difficult. In Vigorous seat system, the coupling screws are hidden with laminate in order to minimize the surfaces where bacteria may grow and thus smooth surfaces are achieved. Guardrails are in concert with the bed head system by the courtesy of the laminate colors on the guardrails.



\* RL : Laminate color options page 82.

# U0003

## FUNCTIONS



Backrest adjustment : 0 - 68°



Thigh rest adjustment : 0 - 27°



Foot rest mechanical adjustment : 0 - 22°



Vascular position



Fowler position



Cardiac position



Trendelenburg position : 0 - 16°



Anti-trendelenburg position : 0 - 16°



Mattress platform minimum height : 49 cm (150 mm with castor)




Mattress platform maximum height : 79 cm (150 mm with castor)

## OPTIONS

### GROUP 1 / CASTOR OPTIONS



125 Kg



130 Kg



150 Kg



### GROUP 3 / ELECTRICAL ACCESSORY OPTIONS



### GROUP 8 / OTHER ACCESSORY OPTIONS



### GROUP 2 / SIDE RAIL OPTIONS



### GROUP 4 / BACKREST MOTOR OPTIONS

### GROUP 7 / MATTRESS PLATFORM OPTIONS

## DESCRIPTION OF OPTION CODES

**T16** CASTOR TWO WITH BRAKE (125 MM)

**T14** CASTOR CENTRAL & DIRECTIONAL LOCK (125 MM)

**T19** CASTOR CENTRAL & DIRECTIONAL LOCK (150 MM)

**K0** WITHOUT SIDE RAIL

**K5** WITH PE SIDE RAIL

**E0** WITHOUT ELECTRICAL ACCESSORIES

**E1** BATTERY RECHARGEABLE LEAD GEL TYPE. OUTPUT VOLTAGE: 24 V DC. CAPACITY: 1,2 Ah.

**E2** NURSE CONTROL PANEL. PROTECTION CATEGORY : IP 66. 15 FUNCTION KEY. UNDER BED LIGHTING SYSTEM

**E3** FOOT CONTROL PEDAL. ONE PEDAL CPR. ONE PEDAL EXAMINATION POSITION FROM EACH SIDE.

**E4** BACKREST MOTOR (4000 N)

**M1** BACKREST CPR MANUAL CONTROL MOTOR (2000 N)

**M2** LEGREST MOTOR (4000 N)

**M3** LEGREST CPR MANUAL CONTROL MOTOR (2000 N)

**M4** Must select only one of them.

Must select minimum one. Can select 1-2-3 ... both.

**C1** HAND REMOTE CONTROL. PROTECTION CATEGORY : IP 66

**C2** SIDE RAIL CONTROL PANEL RIGHT

**C3** SIDE RAIL CONTROL PANEL LEFT

**Y1** REMOVABLE 4 PARTED MESH PLATFORM.

**Y3** REMOVABLE DOUBLE WALLED PE BED PLATFORM

**W0** WITHOUT OTHER ACCESSORIES

**W1** IV STAND : ONE HEIGHT ADJUSTMENT SYSTEM

**W2** LIFTING POLE : BEARING CAPACITY 75 Kg

**W3** X-RAY AVAILABLE FOR BACK SIDE WITH CASSETTE HOLDER AND COMPACT LAMINATE

**W4** TELEVISION STAND FOR 17" LCD TV

**W5** TRACTION APPARATUS

**W9** BED EXTENSION : 20 cm.

**W11** RESTRAINT STRAP

Do not select the others if you select without accessory. If you select the others you can select all or 1-2-3 ... of them.

## GENERAL SPECIFICATIONS

- Easy to clean four-piece bed platform.
- Height, trendelenburg, reverse trendelenburg, head and foot movements with the help of an electrical motor.
- Head and foot platforms with automatic sliding system.
- Back angle indication assembled on head rail.
- Angle indication assembled on foot rail showing trendelenburg and reverse trendelenburg.
- Easily removable and installable head board system designed of hygienic PE plastic.
- Shock resistance plastic bumper wheels.
- Metal components dyed with anti-corrosion electrostatic powder paint after being treated with phosphate.
- Profile frame with easy removable PE plastic covers.
- Optional laminate color choice.<sup>(RLX)</sup>

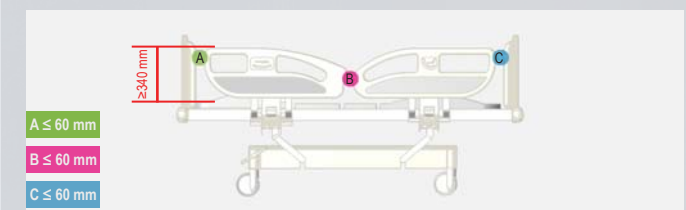
## TECHNICAL SPECIFICATIONS

■ External dimension	: 102 x 217,5 cm
■ Width outside side rails	: 99 cm
■ Mattres platform	: 89 x 195 cm
■ Bed extension	: +27 cm
■ Recommended mattress dimension	: 85 x 194 x 12 cm
■ Autoregression (Backrest / Legrest)	: 8 cm / 4 cm
■ Safe Operating Load (Inc. Mattress and Accessories)	: 230 kg
■ Weight	: ~ 114 kg
■ Volume	: 1,15 m³

## ELECTRICAL SPECIFICATIONS

■ Power Input	: 230 V AC 50 Hz Max 1 A
■ Power Output	: 24 V DC
■ Electrical Current Protection	: Class 1, Type B
■ Liquid and Dust Protection	: IP54 – IP66

## SIDE RAIL SYSTEM



Full side guardrail system with two pieces that is designed in compliance with the EN 60601-2-52 standard, which was started to be applied in Europe and will be applicable in Turkey in following years; provides maximum safety for the in-patient and completely extinguishes the falling risk for the patient. The empty spaces on the guardrail do not prevent monitoring the patient in any of the positions. It is designed conveniently to support the patient while getting off the bed. By the courtesy of the aluminum coupling pieces as used on the guardrail, the guardrail is saved from deformation when the patient gives load on the guardrail. When the guardrail system is brought to the lowest level it is hidden under the platform of the bed and it does not establish an obstacle while transferring the patient. In standard guardrail systems bacteria grow on the region of the guardrail mounting coupling screws making the hygiene more difficult In Vigorous seat system, the coupling screws are hidden with laminate in order to minimize the surfaces where bacteria may grow and thus smooth surfaces are achieved. Guardrails are in concert with the bed head system by the courtesy of the laminate colors on the guardrails.





\* RL : Laminate color options page 82.



# U0004

## FUNCTIONS



Backrest adjustment : 0 - 68°



Thigh rest adjustment : 0 - 27°



Foot rest mechanical adjustment : 0 - 22°



Vascular position



Fowler position



Trendelenburg position : 0 - 12°



Mattress platform height : 49,5 cm


# HOSPITAL BED 2 MOTORS

## OPTIONS

### GROUP 1 / CASTOR OPTIONS



T16  
125 Kg



T4  
125 Kg



T14  
130 Kg



T19  
150 Kg

### GROUP 3 / ELECTRICAL ACCESSORY OPTIONS



E0



E1



E3

### GROUP 5 / MATTRESS PLATFORM OPTIONS



Y1



Y3

### GROUP 6 / OTHER ACCESSORY OPTIONS



W0



W1



W2

### GROUP 2 / SIDE RAIL OPTIONS



K0



K5

### GROUP 4 / CONTROL PANEL OPTIONS



C1



C2



C3

## DESCRIPTION OF OPTION CODES

**T16** CASTOR TWO WITH BRAKE (125 MM)

**T4** METAL CASTOR TWO WITH BRAKE (125 MM)

**T14** CASTOR CENTRAL & DIRECTIONAL LOCK (125 MM)

**T19** CASTOR CENTRAL & DIRECTIONAL LOCK (150 MM)

**K0** WITHOUT SIDE RAIL

**K5** WITH PE SIDE RAIL

**E0** WITHOUT ELECTRICAL ACCESSORIES

**E1** BATTERY RECHARGEABLE LEAD GEL TYPE. OUTPUT VOLTAGE: 24 V DC. CAPACITY: 1,2 Ah.

**E3** UNDER BED LIGHTING SYSTEM

**C1** HAND REMOTE CONTROL. PROTECTION CATEGORY : IP 66

**C2** SIDE RAIL CONTROL PANEL RIGHT

**C3** SIDE RAIL CONTROL PANEL LEFT

**Y1** REMOVABLE 4 PARTED MESH PLATFORM.

**Y3** REMOVABLE DOUBLE WALLED PE BED PLATFORM

**W0** WITHOUT OTHER ACCESSORIES

**W1** IV STAND : ONE HEIGHT ADJUSTMENT SYSTEM

**W2** LIFTING POLE : BEARING CAPACITY 75 Kg

**W4** TELEVISION STAND FOR 17" LCD TV

**W5** TRACTION APPARATUS

**Red box** Must select only one of them.

**Green box** Must select minimum one. Can select 1-2-3 ... both.

**Blue box** Do not select the others if you select without accessory. If you select the others you can select all or 1-2-3 ... of them.

## GENERAL SPECIFICATIONS

- Easy to clean four-piece bed platform.
- Head and foot movements with the help of an electrical motor.
- Trendelenburg movement by the help of shock absorber mechanism at foot side.
- Head and foot platforms with automatic sliding system.
- Ergonomic, durable and easily cleanable rails system with maximum safety designed in accordance with the standards of EN 60601-2-52.
- Back angle indication assembled on head rail.
- Angle indication assembled on foot rail showing trendelenburg and reverse trendelenburg.
- Easily removable and installable head board system designed of hygienic PE plastic.
- Shock resistance plastic bumper wheels.
- Metal components dyed with anti-corrosion electrostatic powder paint after being treated with phosphate.
- Optional laminate color choice.<sup>(RLX)</sup>

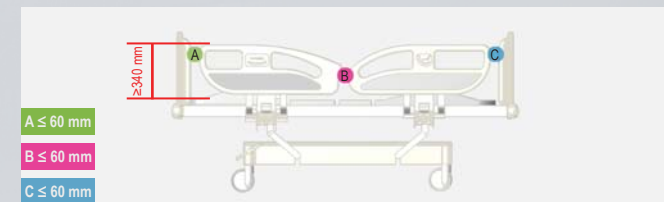
## TECHNICAL SPECIFICATIONS

■ External dimension	: 102 x 217,5 cm
■ Width outside side rails	: 99 cm
■ Mattres platform	: 89 x 195 cm
■ Recommended mattress dimension	: 85 x 194 x 12 cm
■ Autoregression (Backrest / Legrest)	: 8 cm / 4 cm
■ Safe Operating Load (Inc. Mattres and Accessories)	: 230 kg
■ Weight	: ~ 89 kg
■ Volume	: 1,17 m <sup>3</sup>

## ELECTRICAL SPECIFICATIONS

■ Power Input	: 230 V AC 50 Hz Max 1 A
■ Power Output	: 24 V DC
■ Electrical Current Protection	: Class 1, Type B
■ Liquid and Dust Protection	: IP54 – IP66

## SIDE RAIL SYSTEM



Full side guardrail system with two pieces that is designed in compliance with the EN 60601-2-52 standard, which was started to be applied in Europe and will be applicable in Turkey in following years; provides maximum safety for the in-patient and completely extinguishes the falling risk for the patient. The empty spaces on the guardrail do not prevent monitoring the patient in any of the positions. It is designed conveniently to support the patient while getting off the bed. By the courtesy of the aluminum coupling pieces as used on the guardrail, the guardrail is saved from deformation when the patient gives load on the guardrail. When the guardrail system is brought to the lowest level it is hidden under the platform of the bed and it does not establish an obstacle while transferring the patient. In standard guardrail systems bacteria grow on the region of the guardrail mounting coupling screws making the hygiene more difficult In Vigorous seat system, the coupling screws are hidden with laminate in order to minimize the surfaces where bacteria may grow and thus smooth surfaces are achieved. Guardrails are in concert with the bed head system by the courtesy of the laminate colors on the guardrails.



\* RL : Laminate color options page 82.

# U0005

## FUNCTIONS



Backrest adjustment : 0 - 70°



Thigh rest adjustment : 0 - 40°



Foot rest mechanical adjustment :  
0 - 25°



Vascular position



Fowler position



Cardiac position



Trendelenburg position : 0 - 12°



Anti - trendelenburg position : 0 - 12°



Mattress platform minimum height :  
43 cm



Mattress platform maximum height :  
73 cm

## OPTIONS


### GROUP 1 / CASTOR OPTIONS




125 Kg



125 Kg



130 Kg



150 Kg

### GROUP 2 / SIDE RAIL OPTIONS



K0



K5

### GROUP 3 / MATTRESS PLATFORM OPTIONS



Y1



Y3

### GROUP 4 / OTHER ACCESSORY OPTIONS



W0



W2



W4



W5



W8

## DESCRIPTION OF OPTION CODES

**T16** CASTOR TWO WITH BRAKE (125 MM)

**T4** METAL CASTOR TWO WITH BRAKE (125 MM)

**T14** CASTOR CENTRAL & DIRECTIONAL LOCK (125 MM)

**T19** CASTOR CENTRAL & DIRECTIONAL LOCK (150 MM)

**K0** WITHOUT SIDE RAIL

**K5** WITH PE SIDE RAIL

**Y1** REMOVABLE 4 PARTED MESH PLATFORM.

**Y3** REMOVABLE DOUBLE WALLED PE BED PLATFORM

**W0** WITHOUT OTHER ACCESSORIES

**W2** LIFTING POLE : BEARING CAPACITY 75 Kg

**W4** TELEVISION STAND FOR 17" LCD TV

**W5** TRACTION APPARATUS

**W8** IV STAND : ONE HEIGHT ADJUSTMENT SYSTEM

**Must select only one of them.**

**Do not select the others if you select without accessory.  
If you select the others you can select all or 1-2-3 ... of them.**

## GENERAL SPECIFICATIONS

- Easy to clean four-piece bed platform.
- Height, trendelenburg, reverses trendelenburg, head and foot movements with rotating levers.
- Ergonomic, durable and easily cleanable rails system with maximum safety.
- Easily removable and installable head board system designed of hygienic PE plastic.
- Shock resistance plastic bumper wheels.
- Metal components dyed with anti-corrosion electrostatic powder paint after being treated with phosphate.
- Optional laminate color choice.<sup>(RLX)</sup>

## TECHNICAL SPECIFICATIONS

■ External dimension	: 105 x 216 cm
■ Width outside side rails	: 99 cm
■ Mattres platform	: 89 x 195 cm
■ Recommended mattress dimension	: 85 x 194 x 12 cm
■ Safe Operating Load (Inc. Mattres and Accessories)	: 230 kg
■ Weight	: ~ 105 kg
■ Volume	: 1,07 m <sup>3</sup>



\* RL : Laminate color options page 82.



# U0006

## FUNCTIONS



Backrest adjustment : 0 - 68°



Thigh rest adjustment : 0 - 27°



Foot rest mechanical adjustment : 0 - 22°



Vascular position



Fowler position



Cardiac position



Trendelenburg position : 0 - 14°



Anti - trendelenburg position : 0 - 14°



Mattress platform minimum height : 46 cm (150 mm with castor)



Mattress platform maximum height : 83 cm (150 mm with castor)

## OPTIONS

### GROUP 1 / CASTOR OPTIONS




T14  
130 Kg




T19  
150 Kg

### GROUP 3 / ELECTRICAL ACCESSORY OPTIONS



### GROUP 2 / SIDE RAIL OPTIONS



### GROUP 4 / BACKREST MOTOR OPTIONS





### GROUP 5 / LEGREST MOTOR OPTIONS



### GROUP 6 / MATTRESS PLATFORM OPTIONS



### GROUP 7 / OTHER ACCESSORY OPTIONS



## DESCRIPTION OF OPTION CODES

**T14** CASTOR CENTRAL & DIRECTIONAL LOCK (125 MM)

**T19** CASTOR CENTRAL & DIRECTIONAL LOCK (150 MM)

**K0** WITHOUT SIDE RAIL

**K4** WITH ALUMINIUM SIDE RAIL

**E0** WITHOUT ELECTRICAL ACCESSORIES

**E1** BATTERY RECHARGEABLE LEAD GEL TYPE. OUTPUT VOLTAGE: 24 V DC. CAPACITY: 1,2 Ah.

**E2** NURSE CONTROL PANEL. PROTECTION CATEGORY : IP 66. 15 FUNCTION KEY.

**E3** UNDER BED LIGHTING SYSTEM

**M1** BACKREST MOTOR (4000 N)

**M2** BACKREST CPR MANUAL CONTROL MOTOR (2000 N)

**M3** LEGREST MOTOR (4000 N)

**M4** LEGREST CPR MANUAL CONTROL MOTOR (2000 N)

**Y1** REMOVABLE 4 PARTED MESH PLATFORM.

**Y3** REMOVABLE DOUBLE WALLED PE BED PLATFORM

**W0** WITHOUT OTHER ACCESSORIES

**W1** IV STAND : ONE HEIGHT ADJUSTMENT SYSTEM

**W2** LIFTING POLE : BEARING CAPACITY 75 Kg

**W3** X-RAY AVAILABLE FOR BACK SIDE WITH CASSETTE HOLDER AND COMPACT LAMINATE

**W4** TELEVISION STAND FOR 17" LCD TV

**W5** TRACTION APPARATUS

**W9** BED EXTENSION : 20 cm.

Must select only one of them.

Must select minimum one. Can select 1-2-3 ... both.

Do not select the others if you select without accessory. If you select the others you can select all or 1-2-3 ... of them.

## GENERAL SPECIFICATIONS

- Easy to clean four-piece bed platform.
- Height, trendelenburg, reverse trendelenburg, head and foot movements with the help of an electrical motor.
- Ergonomic, durable and easily cleanable aluminum rails system with maximum safety designed in accordance with the standards of EN 60601-2-52.
- Head and foot platforms with automatic sliding system.
- Easily removable and installable, hygienic, high resistant head board system designed of compact laminate and aluminum.
- Shock resistance plastic bumper wheels.
- Metal components dyed with anti-corrosion electrostatic powder paint after being treated with phosphate.
- Upper and lower points of lower case regions of the column motor connection regions are covered with PE plastic material in terms of hygiene and ease of cleaning.
- Optional laminate color choice.<sup>(RLX)</sup>

## TECHNICAL SPECIFICATIONS

■ External dimension	: 102 x 222,5 cm
■ Width outside side rails	: 98 cm
■ Mattres platform	: 89 x 195 cm
■ Bed extension	: +27 cm
■ Recommended mattress dimension	: 85 x 194 x 12 cm
■ Autoregression (Backrest / Legrest)	: 8 cm / 4 cm
■ Safe Operating Load (Inc. Mattres and Accessories)	: 230 kg
■ Weight	: ~ 133 kg
■ Volume	: 1,14 m³

## ELECTRICAL SPECIFICATIONS

■ Power Input	: 230 V AC 50 Hz Max 1 A
■ Power Output	: 24 V DC
■ Electrical Current Protection	: Class 1, Type B
■ Liquid and Dust Protection	: IP54 – IP66



\* RL : Laminate color options page 82.

# U0007

## FUNCTIONS



Backrest adjustment : 0 - 68°



Thigh rest adjustment : 0 - 27°



Foot rest mechanical adjustment : 0 - 22°



Vascular position



Fowler position



Cardiac position



Trendelenburg position : 0 - 16°



Anti - trendelenburg position : 0 - 16°



Mattress platform minimum height : 49 cm (150 mm with castor)



Mattress platform maximum height : 79 cm (150 mm with castor)

## OPTIONS


### GROUP 1 / CASTOR OPTIONS



125 Kg



130 Kg




150 Kg




### GROUP 3 / ELECTRICAL ACCESSORY OPTIONS



### GROUP 6 / MATTRESS PLATFORM OPTIONS



### GROUP 7 / OTHER ACCESSORY OPTIONS



## DESCRIPTION OF OPTION CODES

**T16** CASTOR TWO WITH BRAKE (125 MM)

**T14** CASTOR CENTRAL & DIRECTIONAL LOCK (125 MM)

**T19** CASTOR CENTRAL & DIRECTIONAL LOCK (150 MM)

**K0** WITHOUT SIDE RAIL

**K4** WITH ALUMINIUM SIDE RAIL

**E0** WITHOUT ELECTRICAL ACCESSORIES

**E1** BATTERY RECHARGEABLE LEAD GEL TYPE. OUTPUT VOLTAGE: 24 V DC. CAPACITY: 1.2 Ah.

**E2** NURSE CONTROL PANEL. PROTECTION CATEGORY : IP 66. 15 FUNCTION KEY. UNDER BED LIGHTING SYSTEM

**E3**

**M1** BACKREST MOTOR (4000 N)

**M2** BACKREST CPR MANUAL CONTROL MOTOR (2000 N)

**M3** LEGREST MOTOR (4000 N)

**M4** LEGREST CPR MANUAL CONTROL MOTOR (2000 N)

**Y1** REMOVABLE 4 PARTED MESH PLATFORM.

**Y3** REMOVABLE DOUBLE WALLED PE BED PLATFORM

**W0** WITHOUT OTHER ACCESSORIES

**W1** IV STAND : ONE HEIGHT ADJUSTMENT SYSTEM

**W2** LIFTING POLE : BEARING CAPACITY 75 Kg

**W3** X-RAY AVAILABLE FOR BACK SIDE WITH CASSETTE HOLDER AND COMPACT LAMINATE

**W4**

**W5** TRACTION APPARATUS

**W9** BED EXTENSION : 20 cm.

Must select only one of them.

Do not select the others if you select without accessory. If you select the others you can select all or 1-2-3 ... of them.

## GENERAL SPECIFICATIONS

- Easy to clean four-piece bed platform.
- Height, trendelenburg, reverse trendelenburg, head and foot movements with the help of an electrical motor.
- Ergonomic, durable and easily cleanable aluminum rails system with maximum safety designed in accordance with the standards of EN 60601-2-52.
- Head and foot platforms with automatic sliding system.
- Easily removable and installable, hygienic, high resistant head board system designed of compact laminate and aluminum.
- Shock resistance plastic bumper wheels.
- Metal components dyed with anti-corrosion electrostatic powder paint after being treated with phosphate.
- Profile frame with easy removable PE plastic covers.
- Optional laminate color choice.<sup>(RLX)</sup>

## TECHNICAL SPECIFICATIONS

■ External dimension	: 102 x 222,5 cm
■ Width outside side rails	: 98 cm
■ Mattres platform	: 89 x 195 cm
■ Bed extension	: +27 cm
■ Recommended mattress dimension	: 85 x 194 x 12 cm
■ Autoregression (Backrest / Legrest)	: 8 cm / 4 cm
■ Safe Operating Load (Inc. Mattress and Accessories)	: 230 kg
■ Weight	: ~ 127 kg
■ Volume	: 1,23 m <sup>3</sup>

## ELECTRICAL SPECIFICATIONS

■ Power Input	: 230 V AC 50 Hz Max 1 A
■ Power Output	: 24 V DC
■ Electrical Current Protection	: Class 1, Type B
■ Liquid and Dust Protection	: IP54 – IP66



\* RL : Laminate color options page 82.



# U0008

## FUNCTIONS



Backrest adjustment : 0 - 68°



Thigh rest adjustment : 0 - 27°



Foot rest mechanical adjustment : 0 - 22°



Vascular position



Fowler position



Trendelenburg position : 0 - 12°

## OPTIONS

### GROUP 1 / CASTOR OPTIONS



125 Kg



125 Kg



130 Kg




150 Kg

### GROUP 2 / SIDE RAIL OPTIONS



K0



K4

### GROUP 3 / ELECTRICAL ACCESSORY OPTIONS



E0



E1



E3

### GROUP 4 / MATTRESS PLATFORM OPTIONS



Y1




Y3

### GROUP 5 / OTHER ACCESSORY OPTIONS




W0



W1



W2



W4



W5

## DESCRIPTION OF OPTION CODES

**T16** CASTOR TWO WITH BRAKE (125 MM)

**T4** METAL CASTOR TWO WITH BRAKE (125 MM)

**T14** CASTOR CENTRAL & DIRECTIONAL LOCK (125 MM)

**T19** CASTOR CENTRAL & DIRECTIONAL LOCK (150 MM)

**K0** WITHOUT SIDE RAIL

**K4** WITH ALUMINIUM SIDE RAIL

**E0** WITHOUT ELECTRICAL ACCESSORIES

**E1** BATTERY RECHARGEABLE LEAD GEL TYPE.  
OUTPUT VOLTAGE: 24 V DC. CAPACITY: 1,2 Ah.

**Must select only one of them.**

**E3** UNDER BED LIGHTING SYSTEM

**Y1** REMOVABLE 4 PARTED MESH PLATFORM.

**Y3** REMOVABLE DOUBLE WALLED PE BED PLATFORM

**W0** WITHOUT OTHER ACCESSORIES

**W1** IV STAND : ONE HEIGHT ADJUSTMENT SYSTEM

**W2** LIFTING POLE : BEARING CAPACITY 75 Kg

**W4** TELEVISION STAND FOR 17" LCD TV

**W5** TRACTION APPARATUS

**Do not select the others if you select without accessory.  
If you select the others you can select all or 1-2-3 ... of them.**

## GENERAL SPECIFICATIONS

- Easy to clean four-piece bed platform.
- Head and foot movements with the help of an electrical motor.
- Trendelenburg movement by the help of shock absorber mechanism at foot side.
- Ergonomic, durable and easily cleanable aluminum rails system with maximum safety designed in accordance with the standards of EN 60601-2-52.
- Head and foot platforms with automatic sliding system.
- Easily removable and installable, hygienic, high resistant head board system designed of compact laminate and aluminum.
- Shock resistance plastic bumper wheels.
- Metal components dyed with anti-corrosion electrostatic powder paint after being treated with phosphate.
- Optional laminate color choice.<sup>(RLX)</sup>

## TECHNICAL SPECIFICATIONS

■ External dimension	: 102 x 222,5 x 49,5 cm
■ Width outside side rails	: 98 cm
■ Mattres platform	: 89 x 195 cm
■ Recommended mattress dimension	: 85 x 194 x 12 cm
■ Autoregression (Backrest / Legrest)	: 8 cm / 4 cm
■ Safe Operating Load (Inc. Mattress and Accessories)	: 230 kg
■ Weight	: ~ 101 kg
■ Volume	: 1,23 m <sup>3</sup>

## ELECTRICAL SPECIFICATIONS

■ Power Input	: 230 V AC 50 Hz Max 1 A
■ Power Output	: 24 V DC
■ Electrical Current Protection	: Class 1, Type B
■ Liquid and Dust Protection	: IP54 – IP66



\* RL : Laminate color options page 82.

# U0009

## FUNCTIONS



Backrest adjustment : 0 - 70°



Thigh rest adjustment : 0 - 40°



Foot rest mechanical adjustment : 0 - 25°



Vascular position



Fowler position



Trendelenburg position : 0 - 12°

# HOSPITAL BED 2 MOTORS

## OPTIONS

### GROUP 1 / CASTOR OPTIONS



125 Kg



125 Kg

### GROUP 2 / SIDE RAIL OPTIONS



K0



K1



K3

### GROUP 3 / OTHER ACCESSORY OPTIONS



W0



W2



W4



W5



W8

## DESCRIPTION OF OPTION CODES

- T16** CASTOR TWO WITH BRAKE (125 MM)
- T4** METAL CASTOR TWO WITH BRAKE (125 MM)
- K0** WITHOUT SIDE RAIL
- K1** WITH METAL SIDE RAIL
- K3** WITH METAL SIDE RAIL

Must select only one of them.

- W0** WITHOUT OTHER ACCESSORIES
- W2** LIFTING POLE : BEARING CAPACITY 75 Kg
- W4** TELEVISION STAND FOR 17" LCD TV
- W5** TRACTION APPARATUS
- W8** IV STAND : ONE HEIGHT ADJUSTMENT SYSTEM

Do not select the others if you select without accessory.  
If you select the others you can select all or 1-2-3 ... of them.

## GENERAL SPECIFICATIONS

- Easily cleanable metal bed platform designed for the ventilation of the bed.
- Head and foot movements with the help of an electrical motor.
- Trendelenburg movement by the help of shock absorber mechanism at foot side.
- Ergonomic, durable and easily cleanable metal rails system with maximum safety.
- Melamine coated chipboard head and foot panels.
- Removable and installable head system that can be also used as a resulation board if necessary.
- Shock resistance plastic bumper wheels.
- Castor system with two-castor brake in a diameter of 125 mm.
- Metal components dyed with anti-corrosion electrostatic powder paint after being treated with phosphate.
- Optional melamine coated chipboard color choice. (RSX)

## TECHNICAL SPECIFICATIONS

■ External dimension	: 105 x 204 x 50 cm
■ Recommended mattress dimension	: 85 x 190 x 12 cm
■ Safe Operating Load (Inc. Mattress and Accessories)	: 230 kg
■ Weight	: ~ 86 kg
■ Volume	: 1,17 m <sup>3</sup>

## ELECTRICAL SPECIFICATIONS

■ Power Input	: 230 V AC 50 / 60 Hz 50W
■ Power Output	: 24 V DC



\* RS : Melamine color options page 83.



# U0010

## FUNCTIONS



Backrest adjustment : 0 - 70°



Thigh rest adjustment : 0 - 40°



Foot rest mechanical adjustment : 0 - 25°



Vascular position




Fowler position



Trendelenburg position : 0 - 12°

## OPTIONS

### GROUP 1 / CASTOR OPTIONS



125 Kg




125 Kg

### GROUP 2 / SIDE RAIL OPTIONS



### GROUP 3 / OTHER ACCESSORY OPTIONS



## DESCRIPTION OF OPTION CODES

- T16** CASTOR TWO WITH BRAKE (125 MM)
- T4** METAL CASTOR TWO WITH BRAKE (125 MM)
- K0** WITHOUT SIDE RAIL
- K1** WITH METAL SIDE RAIL
- K3** WITH METAL SIDE RAIL

Must select only one of them.

- W0** WITHOUT OTHER ACCESSORIES
- W2** LIFTING POLE : BEARING CAPACITY 75 Kg
- W4** TELEVISION STAND FOR 17" LCD TV
- W5** TRACTION APPARATUS
- W8** IV STAND : ONE HEIGHT ADJUSTMENT SYSTEM

Do not select the others if you select without accessory.  
If you select the others you can select all or 1-2-3 ... of them.

## GENERAL SPECIFICATIONS

- Easily cleanable metal bed platform designed for the ventilation of the bed.
- Head and foot movements with rotating levers.
- Trendelenburg movement by the help of shock absorber mechanism at foot side.
- Ergonomic, durable and easily cleanable metal rails system with maximum safety.
- Melamine coated chipboard head and foot panels.
- Removable and installable head system that can be also used as a resulation board if necessary.
- Shock resistance plastic bumper wheels.
- Metal components dyed with anti-corrosion electrostatic powder paint after being treated with phosphate.
- Optional melamine coated chipboard color choice. <sup>(RSX)</sup>

## TECHNICAL SPECIFICATIONS

■ External dimension	: 105 x 204 x 50 cm
■ Recommended mattress dimension	: 85 x 190 x 12 cm
■ Safe Operating Load (Inc. Mattress and Accessories)	: 230 kg
■ Weight	: ~ 82 kg
■ Volume	: 1,17 m <sup>3</sup>



\* RS : Melamine color options page 83.

## FUNCTIONS



Backrest adjustment : 0 - 70°



Thigh rest adjustment : 0 - 40°

Foot rest mechanical adjustment :  
0 - 25°

Vascular position



Fowler position

## GENERAL SPECIFICATIONS

- Easily cleanable metal bed platform designed for the ventilation of the bed.
- Head and foot movements with rotating levers.
- Ergonomic, durable and easily cleanable metal rails system with maximum safety.
- Melamine coated chipboard head and foot panels.
- Metal components dyed with anti-corrosion electrostatic powder paint after being treated with phosphate.
- Optional melamine coated chipboard color choice. <sup>(RSX)</sup>

## TECHNICAL SPECIFICATIONS

- Width : 102 cm
- Length : 208 cm
- Height : 50 cm
- Weight : ~ 80 kg
- Volume : 0,64 m<sup>3</sup>

## OPTIONS

## GROUP 1 / CASTOR OPTIONS



## GROUP 2 / SIDE RAIL OPTIONS



## GROUP 3 / OTHER ACCESSORY OPTIONS



## DESCRIPTION OF OPTION CODES

- T0** WITHOUT CASTORS
- T4** METAL CASTOR TWO WITH BRAKE (125 MM)
- T16** CASTOR TWO WITH BRAKE (125 MM)
- K0** WITHOUT SIDE RAIL
- K1** WITH METAL SIDE RAIL
- K3** WITH METAL SIDE RAIL
- W0** WITHOUT OTHER ACCESSORIES
- W2** LIFTING POLE : BEARING CAPACITY 75 Kg
- W8** IV STAND : ONE HEIGHT ADJUSTMENT SYSTEM

Must select only one of them.

Do not select the others if you select without accessory.  
If you select the others you can select all or 1-2-3 ... of them.



\* RS : Melamine color options page 83.

## U0012

## HOSPITAL BED WITH 1 CRANK

## GENERAL SPECIFICATIONS

- Easily cleanable metal bed platform designed for the ventilation of the bed.
- Head movement with rotating levers.
- Ergonomic, durable and easily cleanable metal rails system with maximum safety.
- Melamine coated chipboard head and foot panels.
- Metal components dyed with anti-corrosion electrostatic powder paint after being treated with phosphate.
- Optional melamine coated chipboard color choice.<sup>(RSX)</sup>

## TECHNICAL SPECIFICATIONS

■ Width	: 102 cm
■ Length	: 208 cm
■ Height	: 50 cm
■ Backrest Adjustment	: 70°
■ Weight	: ~ 72 kg
■ Volume	: 0,64 m <sup>3</sup>

## OPTIONS

## GROUP 1 / CASTOR OPTIONS



## GROUP 2 / SIDE RAIL OPTIONS



## GROUP 3 / OTHER ACCESSORY OPTIONS



## DESCRIPTION OF OPTION CODES

T0	WITHOUT CASTORS
T4	METAL CASTOR TWO WITH BRAKE (125 MM)
T16	CASTOR TWO WITH BRAKE (125 MM)
K0	WITHOUT SIDE RAIL
K1	WITH METAL SIDE RAIL
K3	WITH METAL SIDE RAIL
W0	WITHOUT OTHER ACCESSORIES
W2	LIFTING POLE : BEARING CAPACITY 75 Kg
W8	IV STAND : ONE HEIGHT ADJUSTMENT SYSTEM

Must select only one of them.

Do not select the others if you select without accessory.  
If you select the others you can select all or 1-2-3 ... of them.



\* RS : Melamine color options page 83.



**GENERAL SPECIFICATIONS**

- Platform becomes from four sections. Bed floor is in the form of the grid so bed can receive the air.
- Head and foot movements with rotating levers.
- Ergonomic, durable and easily cleanable metal rails system with maximum safety is optional.
- Portable head and foot boards.
- Shock resistance plastic bumper wheels.
- Metal components dyed with anti-corrosion electrostatic powder paint after being treated with phosphate.
- Optional melamine colour choice for the metal-framed wooden headboard.<sup>(RSX)</sup>
- Optional laminate colour choice for the PE plastic headboard.<sup>(RLX)</sup>

**TECHNICAL SPECIFICATIONS**

■ Width	: 105 cm
■ Length	: 204 cm
■ Height	: 50 cm
■ Backrest Adjustment	: 68°
■ Legrest Adjustment	: 35°
■ Weight	: ~ 63 kg
■ Volume	: 0,64 m³

**OPTIONS****GROUP 1 / CASTOR OPTIONS****GROUP 3 / SIDE RAIL OPTIONS****GROUP 4 / OTHER ACCESSORY OPTIONS****DESCRIPTION OF OPTION CODES**

<b>T0</b> WITHOUT CASTORS	<b>W0</b> WITHOUT OTHER ACCESSORIES
<b>T4</b> METAL CASTOR TWO WITH BRAKE (125 MM)	<b>W2</b> LIFTING POLE : BEARING CAPACITY 75 Kg
<b>T16</b> PLASTIC CASTOR TWO WITH BRAKE (125 MM)	<b>W4</b> TELEVISION STAND FOR 17" LCD TV
<b>B1</b> METAL BOARD	<b>W5</b> TRACTION APPARATUS
<b>B2</b> PE PLASTIC BOARD	<b>W8</b> IV STAND : ONE HEIGHT ADJUSTMENT SYSTEM
<b>K0</b> WITHOUT SIDE RAIL	■ Must select only one of them.
<b>K1</b> WITH METAL SIDE RAIL	■ Do not select the others if you select without accessory.
<b>K3</b> WITH METAL SIDE RAIL	■ If you select the others you can select all or 1-2-3 ... of them.



\* RS : Melamine color options page 83.

\* RL : Laminate color options page 82.

## U0014

## HOSPITAL BED WITH 1 CRANK

## GENERAL SPECIFICATIONS


- Platform becomes from two sections. Bed floor is in the form of the grid so bed can receive the air.
- Head movement with rotating levers.
- Ergonomic, durable and easily cleanable metal rails system with maximum safety is optional.
- Portable head and foot boards.
- Shock resistance plastic bumper wheels.
- Metal components dyed with anti-corrosion electrostatic powder paint after being treated with phosphate.
- Optional melamine colour choice for the metal-framed wooden headboard.<sup>(RSX)</sup>
- Optional laminate colour choice for the PE plastic headboard.<sup>(RLX)</sup>

## TECHNICAL SPECIFICATIONS


■ Width	: 105 cm
■ Length	: 204 cm
■ Height	: 50 cm
■ Backrest Adjustment	: 68°
■ Weight	: ~ 52 kg
■ Volume	: 0,64 m <sup>3</sup>

## OPTIONS

## GROUP 1 / CASTOR OPTIONS



## GROUP 2 / BOARD OPTIONS



## GROUP 3 / SIDE RAIL OPTIONS



## GROUP 4 / OTHER ACCESSORY OPTIONS



## DESCRIPTION OF OPTION CODES

<b>T0</b> WITHOUT CASTORS	<b>W0</b> WITHOUT OTHER ACCESSORIES
<b>T4</b> METAL CASTOR TWO WITH BRAKE (125 MM)	<b>W2</b> LIFTING POLE : BEARING CAPACITY 75 Kg
<b>T16</b> PLASTIC CASTOR TWO WITH BRAKE (125 MM)	<b>W4</b> TELEVISION STAND FOR 17" LCD TV
<b>B1</b> METAL BOARD	<b>W5</b> TRACTION APPARATUS
<b>B2</b> PE PLASTIC BOARD	<b>W8</b> IV STAND : ONE HEIGHT ADJUSTMENT SYSTEM
<b>K0</b> WITHOUT SIDE RAIL	<b>Must select only one of them.</b>
<b>K1</b> WITH METAL SIDE RAIL	<b>Do not select the others if you select without accessory.</b>
<b>K3</b> WITH METAL SIDE RAIL	<b>If you select the others you can select all or 1-2-3 ... of them.</b>



\* RS : Melamine color options page 83.



\* RL : Laminate color options page 82.

**GENERAL SPECIFICATIONS**

- Platform becomes from two sections. Bed floor is in the form of the grid so bed can receive the air.
- Back movement with gradual metal sheet system.
- Ergonomic, durable and easily cleanable metal rail system with maximum safety is optional.
- Portable head and foot boards.
- Shock resistance plastic bumper wheels.
- Metal components dyed with anti-corrosion electrostatic powder paint after being treated with phosphate.
- Optional melamine colour choice for the metal-framed wooden headboard.<sup>(RSX)</sup>
- Optional laminate colour choice for the PE plastic headboard.<sup>(RLX)</sup>

**TECHNICAL SPECIFICATIONS**

■ Width	:	105 cm
■ Length	:	204 cm
■ Height	:	50 cm
■ Backrest Adjustment	:	68°
■ Weight	:	~ 46 kg
■ Volume	:	0,48 m <sup>3</sup>

**OPTIONS****GROUP 1 / CASTOR OPTIONS****GROUP 2 / BOARD OPTIONS****GROUP 3 / SIDE RAIL OPTIONS****GROUP 4 / OTHER ACCESSORY OPTIONS****DESCRIPTION OF OPTION CODES**

<b>T0</b> WITHOUT CASTORS	<b>W0</b> WITHOUT OTHER ACCESSORIES
<b>T4</b> METAL CASTOR TWO WITH BRAKE (125 MM)	<b>W2</b> LIFTING POLE : BEARING CAPACITY 75 Kg
<b>T16</b> PLASTIC CASTOR TWO WITH BRAKE (125 MM)	<b>W4</b> TELEVISION STAND FOR 17" LCD TV
<b>B1</b> METAL BOARD	<b>W5</b> TRACTION APPARATUS
<b>B2</b> PE PLASTIC BOARD	<b>W8</b> IV STAND : ONE HEIGHT ADJUSTMENT SYSTEM
<b>K0</b> WITHOUT SIDE RAIL	Must select only one of them.
<b>K1</b> WITH METAL SIDE RAIL	Do not select the others if you select without accessory.
<b>K3</b> WITH METAL SIDE RAIL	If you select the others you can select all or 1-2-3 ... of them.



\* RS : Melamine color options page 83.

\* RL : Laminate color options page 82.

## U0016

## HOSPITAL BED FOR CHILD

## GENERAL SPECIFICATIONS

- Easily cleanable metal bed platform designed for the ventilation of the bed.
- Backrest adjusted by mechanical system.
- Ergonomic, durable and easily cleanable rails system that can be adjustable at both sides of the bed.
- Shock resistance plastic bumper wheels.
- Metal components dyed with anti-corrosion electrostatic powder paint after being treated with phosphate.
- Cabinet, which is metal bodied, is designed to multi usage on legrest of child bed. (Optional)
- Optional laminate color choice.<sup>(RLX)</sup>

## TECHNICAL SPECIFICATIONS

■ Width	:	77 cm
■ Length	:	156 cm
■ Height	:	50 cm
■ Weight (Without Accessory)	:	~ 53 kg
■ Accompaniment Weight	:	~ 13 kg
■ Weight (Cabinet)	:	~ 19,5 kg
■ Volume (Without Accessory)	:	0,17 m <sup>3</sup>
■ Volume (Cabinet)	:	0,14 m <sup>3</sup>

## OPTIONS


## GROUP 1 / CASTOR OPTIONS



## GROUP 2 / CABINET OPTIONS



## GROUP 3 / ACCOMPANIMENT OPTIONS



## GROUP 4 / IV STAND OPTIONS



## DESCRIPTION OF OPTION CODES

- T0** WITHOUT CASTORS  
**T4** METAL CASTOR TWO WITH BRAKE (125 MM)  
**D0** WITHOUT CABINET  
**D2** WITH CABINET  
**R0** WITHOUT ACCOMPANIMENT BED  
**R1** WITH ACCOMPANIMENT BED  
**W0** WITHOUT OTHER ACCESSORIES  
**W8** IV STAND : ONE HEIGHT ADJUSTMENT SYSTEM  
 Must select only one of them.



\* RL : Laminate color options page 82.



FUNCTIONS



Height : 85,5 cm



Trendelenburg position : 0 - 14°



Anti - trendelenburg position : 0 - 14°

OPTIONS

GROUP 1 / CASTOR OPTIONS



GROUP 2 / CABINET OPTIONS



DESCRIPTION OF OPTION CODES

- T0** WITHOUT CASTORS
- T7** CASTOR TWO WITH BRAKE (50 MM)
- D0** WITHOUT CABINET
- D1** METAL WITH CABINET

Must select only one of them.

GENERAL SPECIFICATIONS

- Manufacture from antibacterial, transparent flexi glass and portable.
- Trendelenburg and reverse trendelenburg position are adjusted by mechanical system.
- Epoxy painted steel construction is resistant to corrosion.
- Moves easily by 50 mm diameter four castors two of them with brake to fix the position. (Optional)

TECHNICAL SPECIFICATIONS

■ Width	:	45 cm
■ Length	:	79 cm
■ Weight (Without Accessory)	:	~ 11 kg
■ Weight (Cabinet)	:	~ 8 kg
■ Volume	:	0,34 m³



# U0018

# MATTRESS

## GENERAL SPECIFICATIONS

- High density, specially cut, sliced sponge that can be easily formed in accordance with the bed functions.
- Anti-bacterial bed cover provides air circulation and protects the bed with its liquid tight feature.
- Bed cover, which can be removable and assembled by a zip fastener system if necessary, is of washable feature.

## TECHNICAL SPECIFICATIONS

■ Width	: 85 cm
■ Depth	: 194 cm
■ Height	: 12 cm
■ Weight	: ~ 8 kg
■ Volume	: 0,21 m³



# U0019

# MATTRESS VISCO

## GENERAL SPECIFICATIONS

- Special foam sponge is able to be take a shape according to the hospital bed positions.
- Anti-bacterial bed cover provides air circulation and protects the bed with its liquid tight feature.
- Bed cover, which can be removable and assembled by a zip fastener system if necessary, is of washable feature.

## TECHNICAL SPECIFICATIONS

■ Width	: 85 cm
■ Depth	: 194 cm
■ Height	: 12 cm
■ Weight	: ~ 8 kg
■ Volume	: 0,21 m³



## U0020

## MATTRESS CHILD VISCO

### GENERAL SPECIFICATIONS

- Special foam sponge is able to be take a shape according to the hospital bed positions.
- Anti-bacterial bed cover provides air circulation and protects the bed with its liquid tight feature.
- Bed cover, which can be removable and assembled by a zip fastener system if necessary, is of washable feature.

### TECHNICAL SPECIFICATIONS

■ Width	: 70 cm
■ Depth	: 140 cm
■ Height	: 12 cm
■ Weight	: approx 5 kg
■ Volume	: 0,14 m <sup>3</sup>



## U0021

## MATTRESS BABY

### GENERAL SPECIFICATIONS

- The cover is antistatic, antibacterial, water proof and washable.
- There is special foam inside

### TECHNICAL SPECIFICATIONS

■ Width	: 66 cm
■ Depth	: 35 cm
■ Height	: 5 cm
■ Weight	: ~ 0,6 kg
■ Volume	: 0,015 m <sup>3</sup>



# U0022

# MATTRESS CHILD

## GENERAL SPECIFICATIONS

- Special foam sponge is able to be take a shape according to the hospital bed positions.
- Anti-bacterial bed cover provides air circulation and protects the bed with its liquid tight feature.
- Bed cover, which can be removable and assembled by a zip fastener system if necessary, is of washable feature.

## TECHNICAL SPECIFICATIONS

■ Width	: 70 cm
■ Depth	: 140 cm
■ Height	: 12 cm
■ Weight	: approx 5 kg
■ Volume	: 0,14 m <sup>3</sup>



# U0023

# MATTRESS ACCOMPANIMENT

## GENERAL SPECIFICATIONS

- Special foam sponge is able to be take a shape according to the hospital bed positions.
- Anti-bacterial bed cover provides air circulation and protects the bed with its liquid tight feature.
- Bed cover, which can be removable and assembled by a zip fastener system if necessary, is of washable feature.

## TECHNICAL SPECIFICATIONS

■ Width	: 64 cm
■ Depth	: 134 cm
■ Height	: 12 cm
■ Weight	: approx 4,5 kg
■ Volume	: 0,12 m <sup>3</sup>





# U0024

## GENERAL SPECIFICATIONS

- Laminate or ABS top is resistant to water and heat.
- Useful drawer.
- Long lived hinge and rail system.
- Strong drawer and cabined handle.
- A shelf designed for multi usage in the cabinet.
- Epoxy painted steel construction is resistant to corrosion.
- With four castors (two of them with brake) can move freely.

## TECHNICAL SPECIFICATIONS

■ Width	: 40 cm
■ Depth	: 40 cm
■ Height	: 79,5 cm
■ Weight	: ~ 12 kg
■ Volume	: 0,14 m³

\* RS : Melamine color options page 83.

\* RL : Laminate color options page 82.

# BED SIDE CABINET

## OPTIONS

### GROUP 1 / CASTOR OPTIONS



### GROUP 2 / TABLE TOP OPTIONS



### DESCRIPTION OF OPTION CODES

- T8** PLASTIC CASTORS TWO WITH BRAKE (50 MM) WITH ALUMINIUM FIXED LEG
- T9** LAMINATE COATED CHIPBOARD TOP
- KL1** ABS TOP
- KL2** MELAMINE COATED CHIPBOARD TOP
- KL4** Must select only one of them.



# U0025

## GENERAL SPECIFICATIONS

- Laminate or ABS top is resistant to water and heat.
- Useful drawer.
- Long lived hinge and rail system.
- Strong drawer and cabined handle.
- A shelf designed for multi usage.
- Epoxy painted steel construction is resistant to corrosion.
- With four castors (two of them with brake) can move freely.

## TECHNICAL SPECIFICATIONS

■ Width	: 40 cm
■ Depth	: 40 cm
■ Height	: 78,5 cm
■ Weight	: ~ 12 kg
■ Volume	: 0,13 m³

\* RS : Melamine color options page 83.

\* RL : Laminate color options page 82.

## OPTIONS

### GROUP 1 / CASTOR OPTIONS



### GROUP 2 / TABLE TOP OPTIONS



### DESCRIPTION OF OPTION CODES

- T8** PLASTIC CASTORS TWO WITH BRAKE (50 MM) WITH ALUMINIUM FIXED LEG
- T9** LAMINATE COATED CHIPBOARD TOP
- KL1** ABS TOP
- KL2** MELAMINE COATED CHIPBOARD TOP
- KL4** Must select only one of them.



## U0026

## BED SIDE CABINET

## GENERAL SPECIFICATIONS

- Laminate top is resistant to water and heat.
- Useful drawer.
- Long lived hinge and rail system.
- Strong drawer and cabined handle.
- Adjustable bed table according to height of bed and hidden beside of cabinet if necessary.
- Cavity designed for multi usage.
- Epoxy painted steel construction is resistant to corrosion.
- With four castors (two of them with brake) can move freely.

## TECHNICAL SPECIFICATIONS

■ Width	: 50 cm
■ Depth	: 40 cm
■ Height	: 80,5 cm
■ Dining table height	: 85 - 110 cm
■ Weight	: ~ 20 kg
■ Volume	: 0,19 m <sup>3</sup>

\* RS : Melamine color options page 83.

\* RL : Laminate color options page 82.

## OPTIONS

## GROUP 1 / TABLE TOP OPTIONS



## DESCRIPTION OF OPTION CODES

KL1 LAMINATE COATED CHIPBOARD TOP

KL4 MELAMINE COATED CHIPBOARD TOP

Must select only one of them.



## U0027

## BED SIDE CABINET

## GENERAL SPECIFICATIONS

- Wood body is durable against to water and heat.
- Useful drawer.
- Long lived hinge and rail system.
- Strong drawer and cabined handle.
- Laminated drawer and door are durable against to water and heat.
- With four castors (two of them with brake) can move freely.

## TECHNICAL SPECIFICATIONS

■ Width	: 40 cm
■ Depth	: 40 cm
■ Height	: 78,5 cm
■ Weight	: ~ 17 kg
■ Volume	: 0,13 m <sup>3</sup>

\* RS : Melamine color options page 83.

\* RL : Laminate color options page 82.

## OPTIONS

## GROUP 1 / CASTOR OPTIONS



## DESCRIPTION OF OPTION CODES

T8 PLASTIC CASTORS TWO WITH BRAKE (50 MM)


T9 WITH ALUMINIUM FIXED LEG

KL1 LAMINATE COATED CHIPBOARD TOP

KL2 ABS TOP

KL4 MELAMINE COATED CHIPBOARD TOP

Must select only one of them.



# U0028

## GENERAL SPECIFICATIONS

- Wood body is durable against to water and heat.
- Useful drawer.
- Long lived hinge and rail system.
- Strong drawer and cabined handle.
- Cavity designed for multi usage.
- Laminated drawer and door are durable against to water and heat.
- With four castors (two of them with brake) can move freely.

## TECHNICAL SPECIFICATIONS

■ Width	: 40 cm
■ Depth	: 40 cm
■ Height	: 78,5 cm
■ Weight	: ~ 17 kg
■ Volume	: 0,13 m³

\* RS : Melamine color options page 83.  
\* RL : Laminate color options page 82.

# BED SIDE CABINET

## OPTIONS

### GROUP 1 / CASTOR OPTIONS



### GROUP 2 / TABLE TOP OPTIONS



### DESCRIPTION OF OPTION CODES

- T8** PLASTIC CASTORS TWO WITH BRAKE (50 MM) WITH ALUMINIUM FIXED LEG
- T9** LAMINATE COATED CHIPBOARD TOP
- KL1** ABS TOP
- KL2** MELAMINE COATED CHIPBOARD TOP
- KL4** Must select only one of them.



# U0029

## GENERAL SPECIFICATIONS

- Laminate top is resistant to water and heat.
- Useful drawer.
- Long lived hinge and rail system.
- Strong drawer and cabined handle.
- Adjustable bed table according to height of bed and hidden beside of cabinet if necessary.
- Laminated drawer and door are durable against to water and heat.
- With four castors (two of them with brake) can move freely.

## TECHNICAL SPECIFICATIONS

■ Width	: 50 cm
■ Depth	: 40 cm
■ Height	: 78 cm
■ Dining table height	: 80 - 105 cm
■ Weight	: ~ 25 kg
■ Volume	: 0,18 m³

\* RS : Melamine color options page 83.  
\* RL : Laminate color options page 82.

## OPTIONS

### GROUP 1 / TABLE TOP OPTIONS



### DESCRIPTION OF OPTION CODES

- KL1** LAMINATE COATED CHIPBOARD TOP
- KL4** MELAMINE COATED CHIPBOARD TOP
- Must select only one of them.



U0030

BED SIDE CABINET

GENERAL SPECIFICATIONS

- Laminate or ABS top is resistant to water and heat.
- Useful drawer.
- Long lived hinge and rail system.
- Strong drawer and cabined handle.
- Laminated drawer and door are durable against to water and heat.
- Aluminum frame.
- Cabinet with two doors.
- With four castors (two of them with brake) can move freely.

TECHNICAL SPECIFICATIONS

■ Width	: 47,3 cm
■ Depth	: 46,5 cm
■ Height	: 74 cm
■ Weight	: ~ 22 kg
■ Volume	: 0,18 m³

\* RS : Melamine color options page 83.  
\* RL : Laminate color options page 82.

OPTIONS

GROUP 1 / TABLE TOP OPTIONS



DESCRIPTION OF OPTION CODES

- KL1 LAMINATE COATED CHIPBOARD TOP
  - KL2 ABS TOP
  - KL4 MELAMINE COATED CHIPBOARD TOP
- Must select only one of them.



U0031

BED SIDE CABINET COMPACT

GENERAL SPECIFICATIONS

- Compact laminate or ABS top is resistant to water and heat.
- Compact laminate (HPL) body resistant to water and heat.
- Aluminum frame.
- Useful drawer.
- Long life hinge and rail system.
- Strong drawer and cabined handle.
- With four castors (two of them with brake) can move freely.

TECHNICAL SPECIFICATIONS

■ Width	: 47,3 cm
■ Depth	: 46,5 cm
■ Height	: 84,5 cm
■ Weight	: ~ 21 kg
■ Volume	: 0,22 m³

\* RL : Laminate color options page 82.

OPTIONS

GROUP 1 / TABLE TOP OPTIONS



DESCRIPTION OF OPTION CODES

- KL2 ABS TOP
  - KL3 COMPACT LAMINATE TOP
- Must select only one of them.





## U0032

### GENERAL SPECIFICATIONS

- Compact laminate or ABS top is resistant to water and heat.
- Compact laminate (HPL) body resistant to water and heat.
- Aluminum frame.
- Mini refrigerator integrated into the bed side cabinet.
- Useful drawer.
- Long life rail system.
- Durable drawer handle.
- With four castors (two of them with brake) can move freely.

### TECHNICAL SPECIFICATIONS


■ Width	: 47,3 cm
■ Depth	: 46,5 cm
■ Height	: 84,5 cm
■ Weight	: ~ 34 kg
■ Volume	: 0,22 m <sup>3</sup>

\* RL : Laminate color options page 82.

## BED SIDE CABINET COMPACT WITH REFRIGERATOR

### OPTIONS

#### GROUP 1 / TABLE TOP OPTIONS



#### DESCRIPTION OF OPTION CODES

KL2 ABS TOP

KL3 COMPACT LAMINATE TOP

Must select only one of them.



## U0033

### GENERAL SPECIFICATIONS

- Compact laminate or ABS top is resistant to water and heat.
- Compact laminate (HPL) body resistant to water and heat.
- Aluminum frame.
- Useful drawer.
- Long life hinge and rail system.
- Strong drawer and cabined handle.
- Imported costar wheel system with two-costar brake in a diameter of 65 mm.


### TECHNICAL SPECIFICATIONS

■ Width	: 46,7 cm
■ Depth	: 45,7 cm
■ Height	: 65,5 cm
■ Weight	: ~ 16 kg
■ Volume	: 0,17 m <sup>3</sup>

\* RL : Laminate color options page 82.

### OPTIONS

#### GROUP 1 / TABLE TOP OPTIONS



#### DESCRIPTION OF OPTION CODES

KL2 ABS TOP

KL3 COMPACT LAMINATE TOP

Must select only one of them.



## U0034

## OVER BED TABLE MECHANICAL

## GENERAL SPECIFICATIONS

- Laminate or ABS plastic top is durable against to water and heat.
- Height of over bed table is adjusted by mechanical handle according to height of bed.
- Epoxy painted steel construction is resistant to corrosion.
- With four castors (two of them with brake) can move freely.

## TECHNICAL SPECIFICATIONS





■ Width	: 80 cm
■ Depth	: 40 cm
■ Height (min)	: 79 cm
■ Height (max)	: 103 cm
■ Weight	: ~ 9 kg
■ Volume	: 0,30 m <sup>3</sup>

\* RS : Melamine color options page 83.

\* RL : Laminate color options page 82.

## OPTIONS

## GROUP 1 / TABLE TOP OPTIONS



## DESCRIPTION OF OPTION CODES

- YL1 LAMINATE COATED CHIPBOARD TOP
  - YL2 ABS TOP
  - YL3 COMPACT LAMINATE TOP
  - YL4 MELAMINE COATED CHIPBOARD TOP
  - YL5 TILTED COMPACT LAMINATE UPPER TABLE
- Must select only one of them.



## U0035

## OVER BED TABLE WITH GAS SPRING

## GENERAL SPECIFICATIONS

- Laminate or ABS plastic top is durable against to water and heat.
- High of over bed table is adjusted by gas spring according to height of bed.
- Epoxy painted steel construction is resistant to corrosion.
- With four castors (two of them with brake) can move freely.

## TECHNICAL SPECIFICATIONS




■ Width	: 80 cm
■ Depth	: 40 cm
■ Height (min)	: 79 cm
■ Height (max)	: 103 cm
■ Weight	: ~ 10,5 kg
■ Volume	: 0,30 m <sup>3</sup>

\* RS : Melamine color options page 83.

\* RL : Laminate color options page 82.

## OPTIONS

## GROUP 1 / TABLE TOP OPTIONS



## DESCRIPTION OF OPTION CODES

- YL1 LAMINATE COATED CHIPBOARD TOP
  - YL2 ABS TOP
  - YL3 COMPACT LAMINATE TOP
  - YL4 MELAMINE COATED CHIPBOARD TOP
  - YL5 TILTED COMPACT LAMINATE UPPER TABLE
- Must select only one of them.



# U0036


## ARMCHAIR FOR ACCOMPANIMENT

### GENERAL SPECIFICATIONS

- It can be used as both seat and bed with special folding.
- High density sponge bed platform.
- Epoxy painted steel construction is resistant to corrosion.
- The cloth is washable if necessary.
- Cloth colors are optional.<sup>(RK)</sup>

### TECHNICAL SPECIFICATIONS

■ Width	: 81 cm
■ Depth	: 99 - 206 cm
■ Sitting Height	: 40 cm
■ Weight	: approx 29 kg
■ Volume	: 0,70 m <sup>3</sup>



\* RK : Cloth color options page 84.

# U0037

## ARMCHAIR FOR ACCOMPANIMENT

### GENERAL SPECIFICATIONS

- Durable and ergonomic design.
- Backwards at the same time moving the foot platform.
- High-density foam platform.
- Special case made of artificial leather.
- Epoxy painted steel construction is resistant to corrosion.
- Optional artificial leather choice. <sup>(RDx)</sup>

### TECHNICAL SPECIFICATIONS

■ Width	: 69 cm
■ Depth	: 90 - 170 cm
■ Sitting Height	: 44 cm
■ Weight	: approx 27 kg
■ Volume	: 0,69 m <sup>3</sup>



\* RD : Artificial leather color options page 84.



# U0038

## STRETCHER

### FUNCTIONS



Backrest Adjustment : 0 - 45°

### OPTIONS

#### GROUP 1 / IV STAND OPTIONS



#### DESCRIPTION OF OPTION CODES

**W0** WITHOUT OTHER ACCESSORIES

**W8** IV STAND : ONE HEIGHT ADJUSTMENT SYSTEM

**RV** Must select only one of them.

### GENERAL SPECIFICATIONS

- Antibacterial and cleanable artificial leather covered, high density foam mattress.
- Backrest position is adjusted between 0-45 degrees by mechanical system.
- Ergonomic, durable and easily cleanable metal rails system with maximum safety.
- Height adjustable IV stand is able to be located on both head and foot side corners.
- There are four bumpers on corners of bed for protection.
- Epoxy painted steel construction is, resistant to corrosion.
- Upper platform is portable in case of emergency, it can be easily removed and transferred from trolley.
- Moves easily by 150 mm diameter four castors, two of them with brake to fix the position.
- Optional vinlex color choice. (RVX)

### TECHNICAL SPECIFICATIONS

■ Width	: 61 cm
■ Length	: 204,5 cm
■ Height	: 79 cm
■ Weight	: approx 50 kg
■ Volume	: 1,20 m <sup>3</sup>



\* RV : Vinlex color options page 83.

U0039

## STRETCHER

## FUNCTIONS



Backrest Adjustment : 0 - 65°



Trendelenburg position : 0 - 12°

## OPTIONS

## GROUP 1 / IV STAND OPTIONS



## DESCRIPTION OF OPTION CODES

- W0** WITHOUT OTHER ACCESSORIES
- W8** IV STAND : ONE HEIGHT ADJUSTMENT SYSTEM

Must select only one of them.

## GENERAL SPECIFICATIONS

- Antibacterial and cleanable artificial leather covered, high density foam mattress.
- Backrest position is adjusted by gas spring between 0-65 degrees.
- Trendelenburg position is adjusted by gas spring between 0-12 degrees.
- Ergonomic, durable and easily cleanable metal rails system with maximum safety.
- Height adjustable IV stand is able to be located on both head and foot side corners.
- There are four bumpers on corners of bed for protection.
- Epoxy painted steel construction is, resistant to corrosion.
- Upper platform is portable in case of emergency, it can be easily removed and transferred from trolley.
- Oxygen tube holder.
- Moves easily by 150 mm diameter four castors, two of them with brake to fix the position.
- Optional vinlex color choice. (RVX)

## TECHNICAL SPECIFICATIONS

■ Width	: 71 cm
■ Length	: 212 cm
■ Height	: 91 cm
■ Weight	: approx 58 kg
■ Volume	: 1,46 m <sup>3</sup>



\* RV : Vinlex color options page 83.

FUNCTIONS



Backrest Adjustment : 0 - 65°



Trendelenburg position : 0 - 12°



Mattress platform minimum height : 74 cm



Mattress platform maximum height : 105 cm

GENERAL SPECIFICATIONS

- Antibacterial and cleanable artificial leather covered, high density foam mattress.
- Backrest position is adjusted by gas spring between 0-65 degrees by pulling black control handle located on foot.
- Trendelenburg position is adjusted by gas spring between 0-12 degrees by pulling black control handle located on foot.
- Height of stretcher is adjusted between 74- 105 cm by hydraulic pump.
- Ergonomic, durable and easily cleanable metal rails system with maximum safety.
- There are four bumpers on corners of bed for protection against to surrounding.
- Epoxy painted steel construction is, resistant to corrosion.
- There is an oxygen tube holder.
- Moves easily by 150 mm diameter castors.
- Optional vinlex color choice. (R/VX)

TECHNICAL SPECIFICATIONS


- |          |                       |
|----------|-----------------------|
| ■ Width  | : 73,5 cm             |
| ■ Length | : 209 cm              |
| ■ Weight | : approx 102 kg       |
| ■ Volume | : 1,25 m <sup>3</sup> |

OPTIONS

GROUP 1 / CASTOR OPTIONS



GROUP 2 / IV STAND OPTIONS



DESCRIPTION OF OPTION CODES

- |     |  |
|-----|--|
| T11 | CASTOR TWO WITH BRAKE (150 MM)             |
| T12 | CASTOR CENTRAL & DIRECTIONAL LOCK (150 MM) |
| W0  | WITHOUT OTHER ACCESSORIES                  |
| W8  | IV STAND : ONE HEIGHT ADJUSTMENT SYSTEM    |
- Must select only one of them.



\* RV : Vinlex color options page 83.



# U0041

## FUNCTIONS



Backrest adjustment : 0 - 62°



Trendelenburg position : 0 - 13°



Anti - trendelenburg position : 0 - 13°



Mattress platform minimum height : 69 cm



Mattress platform maximum height : 101 cm

# STRETCHER EMERGENCY

## GENERAL SPECIFICATIONS

- Water and heat resistant, compact laminate (HPL) bed platform with X-Ray feature
- Anti-bacterial, effaceable imitation leather coated high density sponge lying surface.
- Head side movement by the help of shock absorber mechanism.
- Hydraulic height movement, trendelenburg and reverse trendelenburg positions.
- Pedal system that can be controlled at both sides.
- Hygienic, easily cleanable lower frame hidden by ABS plastic.
- Oxygen tube holder.
- Ergonomic, durable and easily cleanable metal rails system with maximum safety.
- There are four bumpers on corners of bed for protection.
- Metal components dyed with anti-corrosion electrostatic powder paint after being treated with phosphate.
- Moves easily by 150 mm diameter castors.
- Optional vinlex color choice. <sup>(R/VX)</sup>

## TECHNICAL SPECIFICATIONS


■ Width	: 78 cm
■ Length	: 223 cm
■ Volume	: 1,3 m <sup>3</sup>

## OPTIONS

### GROUP 1 / CASTOR OPTIONS



T11



T12




T17

### GROUP 2 / IV STAND OPTIONS



W0



W8

## DESCRIPTION OF OPTION CODES

- T11** CASTOR TWO WITH BRAKE (150 MM)
- T12** CASTOR CENTRAL & DIRECTIONAL LOCK (150 MM)
- T17** CASTOR CENTRAL & DIRECTIONAL LOCK (150 MM)
- W0** WITHOUT OTHER ACCESSORIES
- W8** IV STAND : ONE HEIGHT ADJUSTMENT SYSTEM

■ Must select only one of them.



\* RV : Vinlex color options page 83.

# U0042

## FUNCTIONS



Backrest adjustment : 0 - 70°



Trendelenburg position : 0 - 12°



Upper platform is able to be transferred from one trolley to other trolley.

# STRETCHER TRANSPORT

## GENERAL SPECIFICATIONS

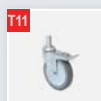
- Antibacterial and cleanable artificial leather covered, high density foam mattress.
- Owing to resistant and useful rail system, upper platform is able to be transferred from one trolley to other trolley.
- Backrest position is adjusted by gas spring between 0-65 degrees by pulling black control handle.
- Trendelenburg position is adjusted by gas spring between 0-12 degrees by pulling black control handle.
- Ergonomic, durable and easily cleanable metal rails system with maximum safety.
- There are four bumpers on corners of bed for protection against to surrounding
- There is an oxygen tube holder.
- Epoxy painted steel construction is, resistant to corrosion.
- Moves easily by 150 mm diameter castors.
- Optional vinlex color choice. <sup>(R/VX)</sup>

## TECHNICAL SPECIFICATIONS


■ Width	: 71 cm
■ Length (one trolley)	: 214 cm
■ Length (two trolley)	: 405 cm
■ Height	: 88 cm
■ Weight	: approx 122 kg
■ Volume	: 2,60 m <sup>3</sup>

## OPTIONS

### GROUP 1 / CASTOR OPTIONS



T11



T12

### GROUP 2 / IV STAND OPTIONS



W0



W8

## DESCRIPTION OF OPTION CODES

- T11** CASTOR TWO WITH BRAKE (150 MM)
- T12** CASTOR CENTRAL & DIRECTIONAL LOCK (150 MM)
- W0** WITHOUT OTHER ACCESSORIES
- W8** IV STAND : ONE HEIGHT ADJUSTMENT SYSTEM

■ Must select only one of them.





\* RV : Vinlex color options page 83.



## U0043 TROLLEY DRESSING



### GENERAL SPECIFICATIONS

- Easy cleanable and resistant ABS plastics top platform.
- At both sides there are one piece of quartet drug boxes produced from transparent plexiglass.
- Sliding shelf and drawer for drug preparation.
- There is serum containers made of ABS plastics.
- There is a stainless steel dustbin and dressing bowl.
- Height adjustable IV stand.
- Epoxy painted steel construction is, resistant to corrosion.
- Moves easily by 100 mm diameter four castors two of them with brake to fix the position.

### TECHNICAL SPECIFICATIONS

■ Width	: 93 cm
■ Depth	: 46 cm
■ Height	: 100 cm
■ Weight	: approx 47 kg
■ Volume	: 0,52 m <sup>3</sup>

## U0044 TROLLEY DRUG DISTRIBUTION



### GENERAL SPECIFICATIONS

- Easy cleanable and resistant ABS plastics top platform.
- At both sides there are one piece of quartet and two each quinary drug boxes produced from transparent flexiglass.
- Sliding shelf and drawer for drug preparation.
- There is plastic dustbin one side of trolley and other side serum containers made of ABS plastic.
- Height adjustable IV stand.
- Epoxy painted steel construction is, resistant to corrosion.
- Moves easily by 100 mm diameter four castors two of them with brake to fix the position.

### TECHNICAL SPECIFICATIONS

■ Width	: 93 cm
■ Depth	: 46 cm
■ Height	: 100 cm
■ Weight	: approx 47 kg
■ Volume	: 0,52 m <sup>3</sup>

**GENERAL SPECIFICATIONS**

- Easy cleanable, strong ABS plastic upper platform and shelf for preparing medicine.
- Useful four pieces drawers can be locked.
- Stainless steel stand defibrillator.
- Stainless steel body.
- Long lived rail system.
- Easy moveable with 125 mm diameter casters and fixed each position with two casters having brake mechanisms.

**TECHNICAL SPECIFICATIONS**

■ Width	: 74,5 cm
■ Depth	: 63 cm
■ Height	: 105 cm
■ Weight	: approx 77 kg
■ Volume	: 0,61 m <sup>3</sup>



## U0046

## DRUG CABINET

### GENERAL SPECIFICATIONS

- Lockable door.
- Height adjustable four shelves.
- Epoxy painted steel construction is resistant to corrosion.
- Moves easily by 50 mm diameter four castors, two of them with brake to fix the position.

### TECHNICAL SPECIFICATIONS

■ Width	: 60 cm
■ Depth	: 40 cm
■ Height	: 185 cm
■ Weight	: approx 43 kg
■ Volume	: 0,51 m <sup>3</sup>



## U0047

## DRUG CABINET

### GENERAL SPECIFICATIONS

- Lockable doors.
- Height adjustable four shelves.
- Epoxy painted steel construction is resistant to corrosion.
- Moves easily by 50 mm diameter four castors two of them with brake to fix the position.

### TECHNICAL SPECIFICATIONS

■ Width	: 80 cm
■ Depth	: 40 cm
■ Height	: 185 cm
■ Weight	: approx 52 kg
■ Volume	: 0,67 m <sup>3</sup>



## U0048

## DRUG CABINET

**GENERAL SPECIFICATIONS**

- Lockable door.
- Height adjustable four shelves.
- Epoxy painted steel construction is resistant to corrosion.
- Moves easily by 50 mm diameter four castors, two of them with brake to fix the position.

**TECHNICAL SPECIFICATIONS**

■ Width	: 60 cm
■ Depth	: 40 cm
■ Height	: 185 cm
■ Weight	: approx 45 kg
■ Volume	: 0,51 m <sup>3</sup>



## U0049

## DRUG CABINET

**GENERAL SPECIFICATIONS**

- Lockable door.
- Height adjustable four shelves.
- Epoxy painted steel construction is resistant to corrosion.
- Moves easily by 50 mm diameter four castors, two of them with brake to fix the position.

**TECHNICAL SPECIFICATIONS**

■ Width	: 80 cm
■ Depth	: 40 cm
■ Height	: 185 cm
■ Weight	: approx 57 kg
■ Volume	: 0,67 m <sup>3</sup>





## U0050 NEGATOSCOPE

### GENERAL SPECIFICATIONS

- Screen is made of white plexiglass.
- One film is able to be attached on the screen.
- Screen is designed for removing or attaching film easily.
- 12 Volt leds are used in the system. Owing to this system light scatters homogeneously.
- Plastic and aluminium construction.

### TECHNICAL SPECIFICATIONS

■ Width	: 41 cm
■ Depth	: 1,8 cm
■ Height	: 53,2 cm
■ Weight	: approx 4 kg
■ Volume	: 0,01 m <sup>3</sup>



## U0051 NEGATOSCOPE

### GENERAL SPECIFICATIONS

- Screen is made of white plexiglass.
- Two films are able to be attached on the screen.
- Screen is designed for removing or attaching film easily.
- 12 Volt leds are used in the system. Owing to this system light scatters homogeneously.
- Plastics and aluminium construction.

### TECHNICAL SPECIFICATIONS

■ Width	: 78 cm
■ Depth	: 1,8 cm
■ Height	: 53,2 cm
■ Weight	: approx 7 kg
■ Volume	: 0,018 m <sup>3</sup>



## U0052 NEGATOSCOPE

### GENERAL SPECIFICATIONS

- Screen is made of white plexiglass.
- Three films are able to be attached on the screen.
- Screen is designed for removing or attaching film easily.
- 12 Volt leds are used in the system. Owing to this system light scatters homogeneously.
- Plastics and aluminium construction.

### TECHNICAL SPECIFICATIONS

■ Width	: 115 cm
■ Depth	: 1,8 cm
■ Height	: 53,2 cm
■ Weight	: approx 10 kg
■ Volume	: 0,026 m <sup>3</sup>



## U0053 NEGATOSCOPE

### GENERAL SPECIFICATIONS

- Screen is made of white plexiglass.
- One film is able to be attached on the screen.
- Screen is designed for removing or attaching film easily.
- 32 Watt round fluorescent is used in the system.
- Steel construction is epoxy painted, which is durable against corrosion.

### TECHNICAL SPECIFICATIONS

■ Width	: 40,5 cm
■ Depth	: 10 cm
■ Height	: 49,5 cm
■ Weight	: approx 6 kg
■ Volume	: 0,03 m <sup>3</sup>



## U0054 NEGATOSCOPE

### GENERAL SPECIFICATIONS

- Screen is made of white plexiglass.
- Two films are able to be attached on the screen.
- Screen is designed for removing or attaching film easily.
- 32 Watt round fluorescent is used in the system.
- Steel construction is epoxy painted, which is durable against corrosion.

### TECHNICAL SPECIFICATIONS

■ Width	: 75 cm
■ Depth	: 10 cm
■ Height	: 49,5 cm
■ Weight	: approx 6,5 kg
■ Volume	: 0,05 m <sup>3</sup>



## U0055 NEGATOSCOPE

### GENERAL SPECIFICATIONS

- Screen is made of white plexiglass.
- Three films are able to be attached on the screen.
- Screen is designed for removing or attaching film easily.
- 32 Watt round fluorescent is used in the system.
- Steel construction is epoxy painted, which is durable against corrosion.

### TECHNICAL SPECIFICATIONS

■ Width	: 110 cm
■ Depth	: 10 cm
■ Height	: 49,5 cm
■ Weight	: approx 7,5 kg
■ Volume	: 0,07 m <sup>3</sup>



## U0056 BLOOD RECEPTION CHAIR

### GENERAL SPECIFICATIONS

- Antibacterial and cleanable artificial leather covered high density foam cover.
- Height and back part chair adjustable by gas spring.
- Height and angle of arm holder adjustable by mechanical system.
- Epoxy painted steel construction is resistant to corrosion.
- Moves easily by 50 mm diameter castors.
- Vinlex colors are optional. <sup>(RVX)</sup>

### TECHNICAL SPECIFICATIONS

■ Width	: 43 cm
■ Depth	: 48 cm
■ Sitting Height	: 60 cm
■ Weight	: approx 13 kg
■ Volume	: 0,23 m <sup>3</sup>



## U0057 BLOOD RECEPTION CHAIR

### GENERAL SPECIFICATIONS

- Antibacterial and cleanable artificial leather covered high density foam cover.
- Backwards at the same time moving the foot platform.
- Height and angle of arm holder adjustable by mechanical system.
- Height adjustable IV stand.
- Epoxy painted steel construction is resistant to corrosion.
- Optional artificial leather choice. <sup>(RDx)</sup>

### TECHNICAL SPECIFICATIONS

■ Width	: 70,5 cm
■ Depth	: 96 - 170 cm
■ Sitting Height	: 44 cm
■ Backrest Adjustment	: 25° - 65°
■ Weight	: approx 33 kg
■ Volume	: 0,90 m <sup>3</sup>



\* RV : Vinlex color options page 83.

\* RD : Artificial leather color options page 84.

U0058

## BLOOD DONOR CHAIR

## FUNCTIONS



Backrest Adjustment : 0 - 60°



Mattress platform height : 64,5 cm



Trendelenburg position : 0 - 12°

## GENERAL SPECIFICATIONS

- Antibacterial and cleanable artificial leather covered, high density foam mattress.
- Backrest position is adjusted between 0-60 degrees by gas spring.
- Height adjustable IV stand.
- Towel rack behind of backrest.
- Trendelenburg position is adjusted between 0-12 degrees by gas spring.
- Armrests height and its angle are adjusted by mechanical system easily.
- Epoxy painted steel construction is resistant corrosion.
- Moves easily by 100 mm diameter four castors two of them with brake to fix the position.
- Vinlex colors are optional! <sup>(RVX)</sup>

## TECHNICAL SPECIFICATIONS

■ Width	: 65 cm
■ Depth	: 150-198 cm
■ Sitting Height	: 64,5 cm
■ Weight	: approx 60 kg
■ Volume	: 1,07 m³



\* RV : Vinlex color options page 83.



# U0059

## FUNCTIONS



# PATIENT RECEPTION COUCH

## GENERAL SPECIFICATIONS

- Ergonomic design.
- Foot section which moves simultaneously with the back section.
- Wheel system which may be easily moved to the desired direction.
- Three step lockable arm rests.
- Easily clearable metal construction which has high bearing capacity.
- Removable floor system.
- Plastic coated foot support platform.
- Housings for hanging serum hanger and plate table which are produced from plastics.
- Metal components painted with electrostatic paint after being coated with phosphate against corrosion.

## TECHNICAL SPECIFICATIONS


■ Width	: 76 cm
■ Depth	: 112 cm
■ Bedding Surface	: 162 cm
■ Sitting Height	: 51 cm
■ Back rest Height	: 81 cm
■ Height	: 123 cm

## OPTIONS


### GROUP 1 / CASTOR OPTIONS



### GROUP 2 / MOTOR & GAS SPRING OPTIONS



### GROUP 3 / OTHER ACCESSORY OPTIONS



## DESCRIPTION OF OPTION CODES

T16	CASTOR TWO WITH BRAKE (125 MM)
T14	CASTOR CENTRAL & DIRECTIONAL LOCK (125 MM)
M5	MOTOR
A1	GAS SPRING
W0	WITHOUT OTHER ACCESSORIES
W1	IV STAND : ONE HEIGHT ADJUSTMENT SYSTEM
L1	TABLE

- Must select only one of them.
- Do not select the others if you select without accessory. If you select the others you can select all or 1-2-3 ... of them.



\* RD : Artificial leather color options page 84.

## U0060

## FUNCTIONS



## PATIENT HANDLING LIFT

## GENERAL SPECIFICATIONS

- It may be easily used in narrow spaces due to adjustable foot system.
- Lifting functions may be easily performed due to the engine system which is controlled by remote control.
- In case of any malfunction, the height movement may be operated manually.
- Long lasting battery system and led system indicating the status of the battery
- It provides continuous use due to the back up battery and charging unit.
- Its safe bearing capacity is 220 kg.
- XS, S, M, L, XL lifting apparatus (SLING) options are available.
- There is a lifting stretcher for lifting the patient horizontally.
- There are impact wheels that are resistant against impacts.
- It may be easily moved to the desired direction due to wheels with 100 mm diameter.
- Metal components painted with electrostatic paint after being coated with phosphate against corrosion .

## OPTIONS

## GROUP 1 / SLING OPTIONS



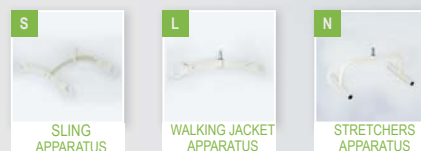
## GROUP 2 / WALKING JACKET OPTIONS



## GROUP 3 / STRETCHER OPTIONS

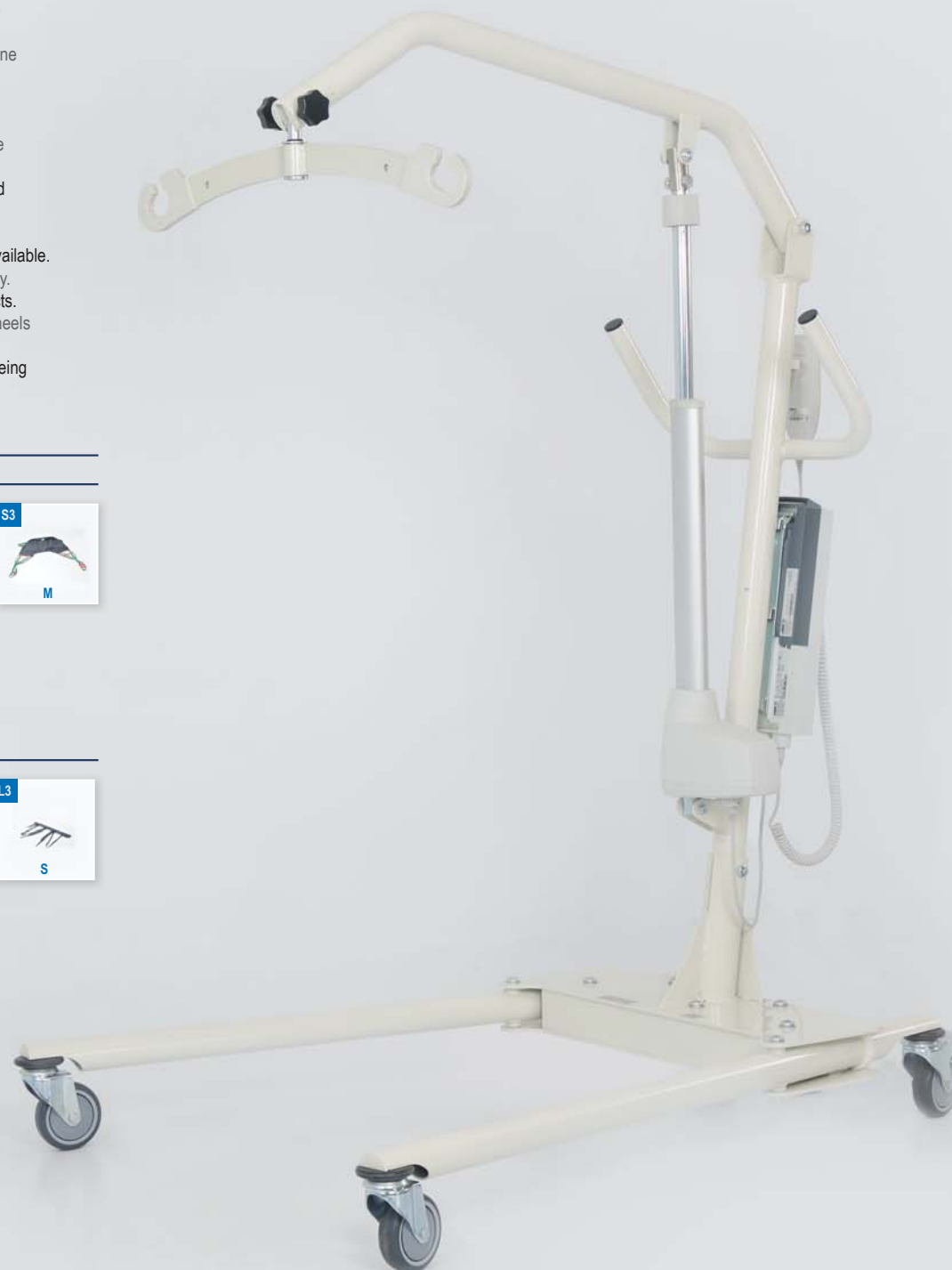


## GROUP 4 / HANDLING APPARATUS OPTIONS



Do not select the others if you select without accessory.  
If you select the others you can select all or 1-2-3 ... of them.

Must select minimum one. Can select 1-2-3 ... both.



## U0061 BABY EXAMINATION COUCH

### GENERAL SPECIFICATIONS

- Anti-bacterial, effaceable imitation leather coated high density sponge lying surface.
- Durable and ergonomic design.
- Melamine coated chipboard body.
- Rail drawer system.
- Aluminum built-in handle system.
- Optional vinlex color choice.<sup>(RVX)</sup>

### TECHNICAL SPECIFICATIONS

■ Width	: 70 cm
■ Length	: 105,5 cm
■ Height	: 90 cm
■ Weight	: approx 60 kg
■ Volume	: 0,71 m <sup>3</sup>



\* RV : Vinlex color options page 83.

## U0062

## EXAMINATION COUCH FOR KIDS

### GENERAL SPECIFICATIONS

- Anti-bacterial, effaceable imitation leather coated high density sponge lying surface.
- Durable and ergonomic design.
- Melamine coated chipboard body.
- Drawer system that can be used at both sides.
- Aluminum built-in handle system.
- Optional vinlex color choice.<sup>(RVX)</sup>

### TECHNICAL SPECIFICATIONS

■ Width	: 56,5 cm
■ Length	: 168 cm
■ Height	: 90 cm
■ Weight	: approx 70 kg
■ Volume	: 0,92 m <sup>3</sup>



\* RV : Vinlex color options page 83.

## U0063

## EXAMINATION COUCH

## GENERAL SPECIFICATIONS

- Anti-bacterial, effaceable imitation leather coated high density sponge lying surface.
- Head side movement with the help of mechanical system.
- Melamine coated chipboard body supported by steel tube.
- Drawer system.
- Paper towel holder.
- Optional vinlex color choice.<sup>(RVX)</sup>

## TECHNICAL SPECIFICATIONS

■ Width	: 65 cm
■ Length	: 192,5 cm
■ Height	: 73 cm
■ Backrest Adjustment (max)	: 48°
■ Volume	: 0,97 m <sup>3</sup>



\* RS : Melamine color options page 83.

\* RV : Vinlex color options page 83.

## U0064

## EXAMINATION COUCH

## GENERAL SPECIFICATIONS



- Antibacterial and cleanable artificial leather covered, high density foam mattress with its pillow.
- Backrest adjustment by mechanical system between 0-48 degrees.
- The cabinet with three drawers under legrest of examination couch designed to multi usage.
- Epoxy painted steel construction is resistant to corrosion.
- Cabinet and vinlex colors are optional.

## TECHNICAL SPECIFICATIONS

■ Width	: 59 cm
■ Length	: 189 cm
■ Height	: 68 cm
■ Backrest Adjustment (max)	: 48°
■ Weight	: approx 44 kg
■ Volume	: 0,77 m <sup>3</sup>

## OPTIONS

## GROUP 1 / CABINET OPTIONS



## DESCRIPTION OF OPTION CODES

**D0** WITHOUT CABINET

**D3** WITH CABINET

Must select only one of them.



\* RV : Vinlex color options page 83.



## U0065

## EXAMINATION COUCH

### GENERAL SPECIFICATIONS

- Antibacterial and cleanable artificial leather covered, high density foam mattress with its pillow.
- Backrest adjustment by mechanical system between 0-48 degrees.
- Owing to foldable foot, examination couch is able to be preserved and carried with very little volumes.
- Epoxy painted steel construction is resistant to corrosion.
- Vinlex colors are optional.<sup>(RVX)</sup>

### TECHNICAL SPECIFICATIONS

■ Width	: 60 cm
■ Length	: 187,5 cm
■ Height	: 69 cm
■ Backrest Adjustment (max)	: 48°
■ Weight	: approx 29 kg
■ Volume	: 0,28 m <sup>3</sup>



\* RV : Vinlex color options page 83.

## U0066

## STEP

### GENERAL SPECIFICATIONS

- Easy cleanable laminated stair is resistant to water and heat.
- In order to protect ground against tearing plastic cover used on the legs.
- Epoxy painted steel construction is resistant to corrosion.
- Optional laminate color choice.<sup>(RLX)</sup>

### TECHNICAL SPECIFICATIONS

■ Width	: 44 cm
■ Depth	: 47,5 cm
■ Height	: 50 cm
■ Weight	: approx 6 kg
■ Volume	: 0,11 m <sup>3</sup>



\* RL : Laminate color options page 82.

## U0067

## SCREEN

**GENERAL SPECIFICATIONS**

- Two winged screen is adjusted by casters.
- The curtains are removable, attachable and washable.
- Epoxy painted steel construction is resistant to corrosion.
- Screen is able to be used in narrow area, owing to foldable wings system if necessary.

**TECHNICAL SPECIFICATIONS**

■ Length	: 140 cm
■ Height	: 166 cm
■ Weight	: approx 7,4 kg
■ Volume	: 0,09 m <sup>3</sup>



## U0068

## SCREEN

**GENERAL SPECIFICATIONS**

- Three winged screen is adjusted by castors.
- The curtain is removable, attachable and washable.
- Epoxy painted steel construction is resistant to corrosion.
- Screen is able to be used in narrow area, owing to foldable wings system if necessary.

**TECHNICAL SPECIFICATIONS**

■ Length	: 210 cm
■ Height	: 166 cm
■ Weight	: approx 10,8 kg
■ Volume	: 0,12 m <sup>3</sup>



## U0069

## SCREEN

### GENERAL SPECIFICATIONS

- Four winged screen is adjusted by castors.
- The curtain is removable, attachable and washable.
- Epoxy painted steel construction is resistant to corrosion.
- Screen is able to be used in narrow area, owing to foldable wings system if necessary.

### TECHNICAL SPECIFICATIONS

■ Length	: 280 cm
■ Height	: 166 cm
■ Weight	: approx 13,8 kg
■ Volume	: 0,15 m <sup>3</sup>



## U0070

## WHEELCHAIR

### GENERAL SPECIFICATIONS

- With foldable property, wheelchair is able to be placed in narrow area.
- Moving foot place.
- Epoxy painted steel construction is resistant to corrosion.
- With an effective brake system, able to be stopped easily.
- Back and front wheels have filling properties.

### TECHNICAL SPECIFICATIONS

■ Width	: 62,5 cm
■ Depth	: 107 cm
■ Sitting Height	: 50 cm
■ Height	: 94 cm
■ Weight	: approx 22 kg
■ Volume	: 0,21 m <sup>3</sup>



# U0071

# IV STAND

## GENERAL SPECIFICATIONS

- Height of IV stand is adjusted owing to mechanic system
- Long lived metallic body and three legs bottom epoxy painted steel construction
- There are two serum hooks.
- Moves easily with 50 mm diameter castor.

## TECHNICAL SPECIFICATIONS

■ Height (min)	: 107 cm
■ Height (max)	: 192 cm
■ Weight	: approx 2,5 kg
■ Volume	: 0,23 m <sup>3</sup>



# U0072

# IV STAND

## GENERAL SPECIFICATIONS

- Height of IV stand is adjusted owing to mechanic system.
- Long lived plastics five legs bottom.
- There are four serum hooks.
- Epoxy painted steel construction is resistant to corrosion.
- Moves easily with 50 mm diameter castor.

## TECHNICAL SPECIFICATIONS

■ Height (min)	: 110 cm
■ Height (max)	: 195 cm
■ Weight	: approx 3,5 kg
■ Volume	: 0,33 m <sup>3</sup>





## U0073

## LINEN TROLLEY DIRTY

### GENERAL SPECIFICATIONS

- Dirty laundry sack is removable, cleanable and washable.
- Epoxy painted steel construction is resistant to corrosion.
- Moves easily by 75 mm diameter three castors.

### TECHNICAL SPECIFICATIONS

■ Length	: 60 cm
■ Depth	: 60 cm
■ Height	: 94 cm
■ Weight	: approx 10 kg
■ Volume	: 0,37 m <sup>3</sup>



## U0074

## LINEN TROLLEY CLEAN & DIRTY

### GENERAL SPECIFICATIONS

- Dirty laundry sack has removable, cleanable and washable.
- Three clean linen shelves.
- Epoxy painted steel construction is resistant to corrosion.
- Moves easily by 75 mm diameter four castors. Two of them with brake to fix the position.

### TECHNICAL SPECIFICATIONS

■ Length	: 110 cm
■ Depth	: 45 cm
■ Height	: 98,5 cm
■ Weight	: approx 29 kg
■ Volume	: 0,48 m <sup>3</sup>



## U0075

## LINEN TROLLEY CLEAN &amp; DIRTY

**GENERAL SPECIFICATIONS**

- Made of heat and water resistant compact wood housing made.
- Three shelves for clean laundry.
- Can be collapsible, washable laundry bag.
- Made of aluminum that can be easily switched on and off dirty laundry cover system.
- There are bumper on corners to protect.
- Moves easily by 100 mm diameter four castors. Two of them with brake to fix the position.

**TECHNICAL SPECIFICATIONS**

■ Length	: 95 cm
■ Depth	: 66,5 cm
■ Height	: 107 cm
■ Weight	: approx 55 kg
■ Volume	: 0,73 m <sup>3</sup>



## U0076

## LOCKER

### GENERAL SPECIFICATIONS

- Locker is for one person only.
- Easily cleanable melamine coated body over particle board.
- Practical shelf system and durable cloth hanger.
- Lock mechanism.
- Long-life handle and hinge system.
- Adjustable aluminum leg to be adjusted for slopped floors.
- Optional melamine coated chipboard color choice.<sup>(RSX)</sup>

### TECHNICAL SPECIFICATIONS

■ Width	: 45 cm
■ Depth	: 45 cm
■ Height	: 190 cm
■ Weight	: approx 41 kg
■ Volume	: 0,44 m <sup>3</sup>



## U0077

## LOCKER

### GENERAL SPECIFICATIONS

- Locker is for one person only.
- Easily cleanable melamine coated body over particle board.
- Two practical drawers.
- Practical shelf system and durable cloth hanger.
- Lock mechanism.
- Long-life handle and hinge system.
- Adjustable aluminum leg to be adjusted for slopped floors.
- Optional melamine coated chipboard color choice.<sup>(RSX)</sup>

### TECHNICAL SPECIFICATIONS

■ Width	: 45 cm
■ Depth	: 45 cm
■ Height	: 190 cm
■ Weight	: approx 46 kg
■ Volume	: 0,44 m <sup>3</sup>



\* RS : Melamine color options page 83.

\* RS : Melamine color options page 83.

# U0078

# LOCKER

## GENERAL SPECIFICATIONS

- Locker is for one person only.
- Easily cleanable melamine coated body over particle board.
- Water and heat resistant laminate coated door system over particle.
- Practical shelf system and durable cloth hanger.
- Lock mechanism.
- Long-life handle and hinge system.
- Adjustable aluminum leg to be adjusted for slopped floors.
- Optional laminate color choice for doors.<sup>(RLX)</sup>
- Optional melamine color choice for body.<sup>(RSX)</sup>

## TECHNICAL SPECIFICATIONS

■ Width	: 45 cm
■ Depth	: 45 cm
■ Height	: 190 cm
■ Weight	: approx 41 kg
■ Volume	: 0,44 m <sup>3</sup>



\* RS : Melamine color options page 83.  
 \* RL : Laminate color options page 82.

# U0079

# LOCKER

## GENERAL SPECIFICATIONS

- Locker is for one person only.
- Easily cleanable melamine coated body over particle board.
- Water and heat resistant laminate coated door system over particle.
- Two practical drawers.
- Practical shelf system and durable cloth hanger.
- Lock mechanism.
- Long-life handle and hinge system.
- Adjustable aluminum leg to be adjusted for slopped floors.
- Optional laminate color choice for doors.<sup>(RLX)</sup>
- Optional melamine color choice for body.<sup>(RSX)</sup>

## TECHNICAL SPECIFICATIONS

■ Width	: 45 cm
■ Depth	: 45 cm
■ Height	: 190 cm
■ Weight	: approx 46 kg
■ Volume	: 0,44 m <sup>3</sup>



\* RS : Melamine color options page 83.  
 \* RL : Laminate color options page 82.

## U0080

## LOCKER

### GENERAL SPECIFICATIONS

- Locker is for one person only.
- Easily cleanable melamine coated body over particle board.
- Aluminum frame.
- Two practical drawers.
- Practical shelf system and durable cloth hanger.
- Lock mechanism.
- Long-life handle and hinge system.
- Adjustable aluminum leg to be adjusted for slopped floors.
- Optional melamine coated chipboard color choice.<sup>(RSX)</sup>

### TECHNICAL SPECIFICATIONS

■ Width	: 50 cm
■ Depth	: 50 cm
■ Height	: 190 cm
■ Weight	: approx 50 kg
■ Volume	: 0,53 m <sup>3</sup>



## U0081

## LOCKER

### GENERAL SPECIFICATIONS

- Easily cleanable melamine coated body over particle board.
- Practical shelf system and durable cloth hanger.
- Lock mechanism.
- Long-life handle and hinge system.
- Adjustable aluminum leg to be adjusted for slopped floors.
- Optional melamine coated chipboard color choice.<sup>(RSX)</sup>

### TECHNICAL SPECIFICATIONS

■ Width	: 90 cm
■ Depth	: 45 cm
■ Height	: 190 cm
■ Weight	: approx 73 kg
■ Volume	: 0,85 m <sup>3</sup>



\* RS : Melamine color options page 83.

\* RS : Melamine color options page 83.



**GENERAL SPECIFICATIONS**

- Easily cleanable melamine coated body over particle board.
- Practical shelf system and durable cloth hanger.
- Water and heat resistant laminate coated door system over particle.
- Lock mechanism.
- Long-life handle and hinge system.
- Adjustable aluminum leg to be adjusted for slopped floors.
- Optional laminate color choice for doors. <sup>(RLX)</sup>
- Optional melamine color choice for body. <sup>(RSX)</sup>

**TECHNICAL SPECIFICATIONS**

■ Width	: 90 cm
■ Depth	: 45 cm
■ Height	: 190 cm
■ Weight	: approx 73 kg
■ Volume	: 0,85 m <sup>3</sup>



\* RS : Melamine color options page 83.

\* RL : Laminate color options page 82.

# U0083

# LOCKER

## GENERAL SPECIFICATIONS

- Easily cleanable melamine coated body over particle board.
- Practical shelf system and durable cloth hanger.
- Lock mechanism.
- Long-life handle and hinge system.
- Adjustable aluminum leg to be adjusted for sloped floors.
- Optional melamine coated chipboard color choice.<sup>(RSX)</sup>

## TECHNICAL SPECIFICATIONS

■ Width	: 90 cm
■ Depth	: 45 cm
■ Height	: 190 cm
■ Weight	: approx 70 kg
■ Volume	: 0,85 m <sup>3</sup>



\* RS : Melamine color options page 83.

U0084

LOCKER

**GENERAL SPECIFICATIONS**

- Easily cleanable melamine coated body over particle board.
- Practical shelf system and durable cloth hanger.
- Water and heat resistant laminate coated door system over particle.
- Lock mechanism.
- Long-life handle and hinge system.
- Adjustable aluminum leg to be adjusted for slopped floors.
- Optional laminate color choice for doors. <sup>(RLX)</sup>
- Optional melamine color choice for body. <sup>(RSX)</sup>

**TECHNICAL SPECIFICATIONS**

■ Width	: 90 cm
■ Depth	: 45 cm
■ Height	: 190 cm
■ Weight	: approx 73 kg
■ Volume	: 0,85 m <sup>3</sup>



\* RS : Melamine color options page 83.

\* RL : Laminate color options page 82.

# U0085

## FUNCTIONS



Back Rest Movement Up: +65°



Back Rest Movement Down: -30°



Trendelenburg : +32°



Reverse Trendelenburg : -24°



Lateral Tilt Movement: +20°



Lateral Tilt Movement : -20°



Leg Rest Up / Down : +20° / -75°  
Head Rest Movement : +30° / -40°



Sliding Movement : 12 cm




Sliding Movement : 12 cm



Minimum Height : 72 cm



Maximum Height : 115 cm





Flex / Reflex Position : +210° / -115°

# HYDRAULIC OPERATING TABLES

## OPTIONS

### GROUP 1 / ACCESSORY OPTIONS



## DESCRIPTION OF OPTION CODES

**A0** WITHOUT ACCESSORIES

**A2** ARM SUPPORT

**A3** LATERAL SUPPORT (PAIR)

**A4** GOEPEL KNEE CRUTCH (PAIR)

**A5** ANAESTHESIA SCREEN

**A6** BODY STRAP

Do not select the others if you select without accessory.  
If you select the others you can select all or 1-2-3 ... of them.

## GENERAL SPECIFICATIONS

### ■ ELECTRO-HYDRAULIC MOVEMENTS

- Height
- Back Rest
- Trendelenburg
- Reverse Trendelenburg
- Lateral Tilt
- Sliding

### ■ MECHANICAL MOVEMENTS

- Head Rest
- Leg Rests, Up / Down
- Central Locking

### ■ REMOTE CONTROL

- Rapid recall in case of need by storing five different surgery positions
- Position reset by a single button
- Easy use in endosurgery operations thanks to the illuminated screen

### ■ T-BASE SPECIFICATIONS

- T-Base enables table optimal approach for the surgical team and equipment
- Silent and nonvibrating operation

### ■ FUNCTIONAL DESIGN & WIDE RANGE OF ACCESSORY OPTIONS

- Modular design taking shape by different surgical operations with high stability
- Solutions ensuring to reach the position required by any kind of surgical operations
- With its wide range of accessory options
- Telescopic body specifications enabling height adjustment at different levels

### ■ EASY ACCESS POSITIONING ARMS

- Trendelenburg/reverse trendelenburg and spine positioning arms that are easily accessible by the surgery team

## TECHNICAL SPECIFICATIONS

■ Length	: 206 cm
■ Width	: 60 cm
■ Safe Operating Load (Inc. Mattress and Accessories)	: 180 kg





# U0086

## GENERAL SPECIFICATIONS

- Multi-reflector operating light is an ideal lighting device for various operations in hospital.
- Full-enclosed structure and streamlined of the lamp head, sufficiently meets the high sterilization and purification standard of operation room.
- The light beam with over 3000 specialized reflectors ensures the focus depth to 700mm.
- Color temperature approaching that of sunlight, making the tissue surface visible in natural color, can helps the doctor to distribute the operation parts clearly and accurately.
- Permanent light safety, the stand by lamp will start work within 0.2seconds automatically when the main lamp is damaged, ensuring the continuation of surgical operation. Control panel has indicator for the damage of major and standby lamps
- The dischargeable handle can be sterilized conveniently with high-temperature and high-pressure.
- Digital-control circuit offers many functions, such as stepless lighting regulation, brightness memory, low voltage star-up and power on self test etc.
- The life-span of OSRAM halogen bulb is up to 1000 hours; the bulbs can be changed easily.
- The hanging system and flexible arm are designed to position on the operation light in all directions, to meet various illumination requirements.
- Professional"Germany ONDAL balancer can rotate unlimited and make light body' s stable and reliable.
- High-emission reflection device may ensure that illumination degree of operating light is permanently efficient (50000- 150000lux), excellent depth of illumination and low shadow level.

## TECHNICAL SPECIFICATIONS

Diameter Lamp Housing(mm)	700	500
■ Central Illuminance (Lux)	50000-150000	40000-120000
■ Color Rendering Index(Ra)	≥92	≥92
■ Color Temperature(K)	4300	4300
■ Power Voltage(V/HZ)	~220/50	~220/50
■ Power for Bulb (W)	150	100
■ Light-adjusting Mode	stepless adj.	stepless adj.
■ Temperature Rise at Surgeon's Head(°C)	≤2	≤2
■ Focusable Light-field Size	160-250	140-200
■ Effective Bulb Service Life(hour)	1100	1100
■ Installation Height(mm)	2900	2900

# OPERATING LIGHT

- **Streamline:**  
In light of the principle of aerodynamics, the lamp head is designed to be full-closed, streamline and with outstanding glass panel to eliminate any dead space for the air flow of purification in the operation room.
- **Imported Balanced Arm:**  
An agile balanced hanging arm system is installed, six sets of joints can move together flexible and make a stable positioning a designation is made to be able to move the lamp head in all directions, which technology will satisfy any need for the height or angles of the operating lamp during surgical operation.
- **Continuous Light Adjustment:**  
The lamp is controlled by microprocessor and stepless lighting regulation, successive brightness adjustment. it has the function of lightness memory 'and broad electric voltage input which will work stably at a supply between AC180V- AC250V, this system provides a great capacity of anti-interference.
- **High Depth Of Illumination Focus:**  
The depth of illumination has been guaranteed above 700mm with a good shadow-less and diameter of spot is 140-250mm, which is the use of multi rotated mirror reflector to form thousands of reflection and a focusing beam of high illumination.
- **Color Temperature Compensation:**  
The unique filter system which may achieve a genuine cold light, the special designation for color temperature compensation has provided a color temperature of similar with natural sunlight, and completely satisfy for the different requirements in operation.



COLOR OPTIONS

LAMINATE COLOR OPTIONS

---

 <p>RL01 : GENTAS 3156</p>	 <p>RL02 : GENTAS 3132</p>	 <p>RL03 : GENTAS 3119</p>	 <p>RL04 : GENTAS 3104</p>	 <p>RL05 : GENTAS 3105</p>	 <p>RL06 : GENTAS 3155</p>
 <p>RL07 : GENTAS 3120</p>	 <p>RL08 : GENTAS 3134</p>	 <p>RL09 : GENTAS 3142</p>	 <p>RL10 : GENTAS 3146</p>	 <p>RL11 : GENTAS 3147</p>	 <p>RL12 : GENTAS 3151</p>
 <p>RL13 : GENTAS 5344</p>	 <p>RL14 : GENTAS 4206</p>	 <p>RL15 : GENTAS 4251</p>	 <p>RL16 : GENTAS 4212</p>	 <p>RL17 : GENTAS 4234</p>	 <p>RL18 : GENTAS 4237</p>
 <p>RL19 : GENTAS 4347</p>	 <p>RL20 : GENTAS 4389</p>	 <p>RLX : OTHER COLORS</p>			



COLOR OPTIONS

MELAMINE COLOR OPTIONS



VINLEX COLOR OPTIONS



COLOR OPTIONS

ARTIFICIAL LEATHER COLOR OPTIONS

---



CLOTH COLOR OPTIONS

---

